

**MUNICIPAL DISTRICT OF MACKENZIE NO. 23  
COUNCIL MEETING**

Tuesday, February 24, 2004  
6:00 p.m.

Council Chambers, Municipal District of Mackenzie Office  
Fort Vermilion, Alberta

**AGENDA**

- |  |    |    |  |                |
|--|----|----|--|----------------|
| <b><u>CALL TO ORDER:</u></b>                               | 1. | a) | Call to Order  |                |
| <b><u>AGENDA:</u></b>                                      | 2. | a) | Adoption of Agenda   |                |
| <b><u>ADOPTION OF<br/>THE PREVIOUS<br/>MINUTES:</u></b>    | 3. | a) | Minutes of the February 10, 2004<br>Regular Council Meeting                        | <i>Page 7</i>  |
| <b><u>BUSINESS ARISING<br/>OUT OF THE<br/>MINUTES:</u></b> | 4. | a) |  |                |
| <b><u>DELEGATIONS:</u></b>                                 | 5. | a) |  | <i>Page</i>    |
|  |    | b) |  | <i>Page</i>    |
| <b><u>PUBLIC<br/>HEARINGS:</u></b>                         | 6. | a) |  |                |
| <b><u>COUNCIL<br/>COMMITTEE AND<br/>CAO REPORTS:</u></b>   | 7. | a) | Council Committee Reports  |                |
|  |    | b) |  |                |
| <b><u>GENERAL<br/>REPORTS:</u></b>                         | 8. | a) | Capital Projects 2004 Progress Report &<br>Year to date Operating Income Statement | <i>Page 19</i> |

**AGRICULTURAL  
SERVICES:**

9. a) *Page*

**OPERATIONAL  
SERVICES:**

10. a) Amendment to Policy ADM040 *Page 57*  
Service Levels of MD Campgrounds and Playgrounds

b) Annual Gravel Management Report 2003 *Page 63*

c) Rural Water Distribution *Page 65*

d) Alberta - Northwest Territories  
Transportation Working Group *Page 67*

e) *Page*

f) *Page*

g) *Page*

**PLANNING, EMERGENCY,  
AND ENFORCEMENT  
SERVICES:**

11. a) Bylaw 411/04 – Road Closure Request for *Page 71*  
SE 23-105- 15 W5M  
NE 14-105-15 W5M

b) Road Closure Request Between: *Page 79*  
W ½ 36-109-11-W5M  
W ½ 25-109-11-W5M  
W ½ 24-109-11-W5M  
W ½ 13-109-11-W5M  
W ½ 24-109-11-W5M  
E ½ 13-109-11-W5M  
E ½ 36-109-11-W5M

c) Road Closure Request on *Page 83*  
SW 14-106-13-W5M

d) *Page*

e) *Page*

**CORPORATE  
SERVICES:**

- |     |    |                                      |                 |
|-----|----|--------------------------------------|-----------------|
| 12. | a) | AAMD&C Spring Convention             | <i>Page 89</i>  |
|     | b) | Northwest Regional Spring Conference | <i>Page 99</i>  |
|     | c) | Zama Community Meeting               | <i>Page 103</i> |
|     | d) |                                      | <i>Page</i>     |
|     | e) |                                      | <i>Page</i>     |
|     | f) |                                      | <i>Page</i>     |

**IN CAMERA  
SESSION:**


- |     |    |           |  |
|-----|----|-----------|--|
| 13. | a) | Personnel |  |
|     | b) |           |  |
|     | c) |           |  |

**NEXT MEETING  
DATE:**

- |     |    |   |  |
|-----|----|---|--|
| 14. | a) | Regular Council Meeting<br>10:00 a.m.<br>Tuesday, March 9, 2004<br>Council Chambers, Fort Vermilion |  |
|-----|----|---|--|

**ADJOURNMENT:**

- |     |    |             |  |
|-----|----|-------------|--|
| 15. | a) | Adjournment |  |
|-----|----|-------------|--|



## M.D. of Mackenzie No. 23

### Request For Decision

Meeting:	<b>Regular Council Meeting</b>
Meeting Date:	February 24, 2004
Originated By:	Barb Spurgeon, Executive Assistant
Title:	February 10, 2004 Regular Council Meeting Minutes
Agenda Item No:	3a)

#### BACKGROUND / PROPOSAL:

#### DISCUSSION / OPTIONS / BENEFITS / DISADVANTAGES:

Attached are the minutes of the February 10, 2004 Regular Council Meeting.

#### COSTS / SOURCE OF FUNDING:

#### RECOMMENDED ACTION (by originator):

That the minutes of the February 10, 2004 Regular Council Meeting be adopted as presented.

Review:

Dept.

C.A.O.

**MUNICIPAL DISTRICT OF MACKENZIE NO. 23  
REGULAR COUNCIL MEETING**

**Tuesday, February 10, 2004  
10:00 a.m.**

**Council Chambers, Municipal District of Mackenzie Office  
Fort Vermilion, Alberta**

**PRESENT:**

Betty Bateman	Councillor (via Teleconference)
Pat Kulscar	Councillor
Greg Newman	Councillor
Willie Wieler	Councillor
Walter Sarapuk	Deputy Reeve
Odell Flett	Councillor
Wayne Thiessen	Councillor

**ABSENT:**

Bill Neufeld	Reeve
Joe Peters	Councillor
John W. Driedger	Councillor

**ALSO PRESENT:**

Harvey Prockiw	Chief Administrative Officer
Barb Spurgeon	Executive Assistant
Bill Landiuk	Director of Corporate Services
Paul Driedger	Director of Planning and Emergency Services
Mike Savard	Director of Operational Services

Minutes of the regular Council meeting for the Municipal District of Mackenzie No. 23 held on Tuesday, February 10, 2004 in the Council Chambers of the Municipal District of Mackenzie office, Fort Vermilion, Alberta.

**CALL TO ORDER: 1. a) Call to Order**

Deputy Reeve Sarapuk called the meeting to order at 10:06 a.m.

**AGENDA:** 2. a) Adoption of Agenda

**MOTION 04-068** **MOVED** by Councillor Wieler

That the agenda be adopted as amended.

- 11. d) 911 Emergency Number
- 12 e) 9<sup>th</sup> Annual Northern Municipal Law Seminar

**CARRIED**

**ADOPTION OF  
THE PREVIOUS  
MINUTES:**

3. a) Minutes of the January 27, 2004  
Regular Council Meeting

**MOTION 04-069** **MOVED** by Councillor Kulscar

That the minutes of the February 10, 2004 Regular Council Meeting be adopted as presented.

**CARRIED**

**BUSINESS ARISING  
OUT OF THE  
MINUTES:**

4. a)

There were no items under this heading.

**DELEGATIONS:** 5. a) High Level Medical Clinic

Deputy Reeve Sarapuk welcomed Dr. Kathleen Game at 10:08 a.m.

Dr. Kathleen Game reviewed with Council the need for a new medical clinic in High Level.

Deputy Reeve Sarapuk thanked Dr. Game, who left the meeting at 10:30 a.m.

**MOTION 04-070** **MOVED** by Councillor Kulscar

That a letter be written to the Minister of Infrastructure requesting the allocation for the medical Clinic in High Level be reinstated and copied to Premier Klein, the Minister of Health, and MLA.

**CARRIED**

**PUBLIC  
HEARINGS:**

6. a) **Bylaw 381/03 – Land Use Bylaw Amendment  
NW 5-106-15-W5M  
From Agricultural District “A1” to  
Rural Country Residential District “RC”**

Deputy Reeve Sarapuk called the public hearing for Bylaw 381/03 to order at 10:31 a.m.

Deputy Reeve Sarapuk asked if the public hearing for proposed Bylaw 381/03 was properly advertised. Paul Driedger answered that the bylaw was advertised in accordance with the Municipal Government Act.

Deputy Reeve Sarapuk asked the Development Authority to outline the proposed Land Use Bylaw Amendment. Paul Driedger presented the Development Authority’s submission.

Deputy Reeve Sarapuk asked if Council had any questions of the proposed Land Use Bylaw Amendment. Councillor Kulscar asked why it had to be separated. Paul Driedger explained the difference between an area structure plan and the land use bylaw.

Deputy Reeve Sarapuk asked if any submissions were received in regards to proposed Bylaw 381/03. Paul Driedger answered that there were none.

Deputy Reeve Sarapuk asked if there was anyone present who would like to speak in regards of the proposed Bylaw 381/03. Dave Peters, the landowner, spoke in favor of the bylaw.

Deputy Reeve Sarapuk closed the public hearing for Bylaw 381/03 at 10:44 a.m.

**MOTION 04-071**  
Bylaw 381/03  
Second Reading

**MOVED** by Councillor Wieler

That second reading be given to Bylaw 381/03 being a Land Use Bylaw Amendment to rezone NW 5-106-15-W5M from Agricultural District “A1” to Rural Country Residential District 1 “RC1”, Rural Country Residential District 2 “RC2” and Rural Country Residential District 3 “RC3”.

**CARRIED**

**MOTION 04-072**

Bylaw 381/03  
Third Reading

**MOVED** by Councillor Thiessen

That third reading be given to Bylaw 381/03 being a Land Use Bylaw Amendment to rezone NW 5-106-15-W5M from Agricultural District "A1" to Rural Country Residential District 1 "RC1", Rural Country Residential District 2 "RC2" and Rural Country Residential District 3 "RC3".

**CARRIED**

6.     **b)     Bylaw 406/04 – Area Structure Plan**  
          **NW 5-106-15-W5M**

Deputy Reeve Sarapuk called the public hearing for Bylaw 406/04 to order at 10:45 a.m.

Deputy Reeve Sarapuk asked if the public hearing for proposed Bylaw 406/04 was properly advertised. Paul Driedger answered that the bylaw was advertised in accordance with the Municipal Government Act.

Deputy Reeve Sarapuk asked the Development Authority to outline the proposed Land Use Bylaw Amendment. Paul Driedger presented the Development Authority's submission.

Deputy Reeve Sarapuk asked if Council had any questions of the proposed Land Use Bylaw Amendment. Councillor Kulscar asked where the water source was for this property. Paul Driedger answered her question.

Deputy Reeve Sarapuk asked if any submissions were received in regards to proposed Bylaw 406/03. Paul Driedger answered that there were none.

Deputy Reeve Sarapuk asked if there was anyone present who would like to speak in regards of the proposed Bylaw 406/04. Dave Peters spoke in favor of the proposed bylaw.

Deputy Reeve Sarapuk closed the public hearing for Bylaw 406/04 at 10:52 a.m.



**MOTION 04-073**

Bylaw 406/04  
Second Reading

**MOVED** by Councillor Wieler

That second reading be given to Bylaw 406/04 being an Area Structure Plan for NW 5-106-15-W5M.

**CARRIED**

**MOTION 04-074**

Bylaw 406/04  
Third Reading

**MOVED** by Councillor Kulscar

That third reading be given to Bylaw 406/04 being an Area Structure Plan for NW 5-106-15-W5M.

**CARRIED**

**COUNCIL  
COMMITTEE AND  
CAO REPORTS:**

7. a) **Council Committee Reports**

Councillors provided verbal reports on meetings attended since previous reporting.

Councillor Kulscar reported on Mighty Peace Tourist Association.

Councillor Thiessen reported no meetings.

Deputy Reeve Sarapuk reported on Northern Lights Forestry Education Society.

Councillor Flett reported on the MD Library Meeting.

Councillor Wieler reported on La Crete Recreational Society annual general meeting.

Councillor Newman reported no meetings.

Councillor Bateman reported no meetings.

**MOTION 04-075**

**MOVED** by Councillor Newman

That the Deputy Reeve Sarapuk be appointed to the Northern Lights Forestry Education Society.

**CARRIED**

**MOTION 04-076**

**MOVED** by Councillor Kulscar

That the Council Committee verbal reports be received as information.

**CARRIED**

7. b) CAO Report

**MOTION 04-077** **MOVED** by Councillor Newman

That the verbal report given by the Chief Administrative Officer be accepted as presented.

**CARRIED**

Deputy Reeve Sarapuk recessed the meeting at 11:05 a.m.

Deputy Reeve Sarapuk reconvened the meeting at 11:15 a.m.

**GENERAL  
REPORTS:**

8. a) Action List on Council Motions

**MOTION 04-078** **MOVED** by Councillor Kulscar

That a meeting be set up as soon as possible with Northern Lights Health Region to discuss all outstanding health issues.

**CARRIED**

**MOTION 04-079** **MOVED** by Councillor Wieler

That the Action List be accepted for information.

**CARRIED**

**AGRICULTURAL  
SERVICES:**

9. a)

There were no items under this heading.

**OPERATIONAL  
SERVICES:**

10. a) Bylaw 409/04 – Amend Bylaw 365/03

**MOTION 04-080** **MOVED** by Councillor Kulscar

Bylaw 409/04  
Second Reading

That first reading be given to Bylaw 409/04 being a bylaw to amend Schedule A, Section 1 "Properties to be assessed" of Bylaw 365/03 to Approve a Local Improvement Charge for Curb, Gutter, and Sidewalks on Specific Properties in La Crete.

**CARRIED**

**MOTION 04-081**

Bylaw 409/04  
Second Reading

**MOVED** by Councillor Thiessen

That second reading be given to Bylaw 409/04 being a bylaw to amend Schedule A, Section 1 "Properties to be assessed" of Bylaw 365/03 to Approve a Local Improvement Charge for Curb, Gutter, and Sidewalks on Specific Properties in La Crete.

**CARRIED**

**MOTION 04-082**

Requires  
Unanimous Consent

**MOVED** by Councillor Newman

That consideration be given to go to third reading for Bylaw 409/04.

**CARRIED**

**MOTION 04-083**

Bylaw 409/04  
Third Reading

**MOVED** by Councillor Thiessen

That Third reading be given to Bylaw 409/04 being a bylaw to amend Schedule A, Section 1 "Properties to be assessed" of Bylaw 365/03 to Approve a Local Improvement Charge for Curb, Gutter, and Sidewalks on Specific Properties in La Crete.

**CARRIED**

10. b) **Minivan Purchase**

**MOTION 04-084**

Requires two-thirds  
Majority

**MOVED** by Councillor Bateman

That the maxi-van be exchanged for a mini-van and that the cost be absorbed in the \$120,000 allocated for the purchase of four trucks.

**CARRIED**

**PLANNING, EMERGENCY,  
AND ENFORCEMENT  
SERVICES:**

11. a) **Bylaw 410/04 – Land Use Bylaw Amendment  
Part of SW 9-106-15-W5M  
From Mobile Home Park “MHP” to  
Mobile Home Subdivision “MHS”**

**MOTION 04-085**

Bylaw 410/04  
First Reading

**MOVED** by Councillor Newman

That first reading be given to Bylaw 410/04 being a Land Use Bylaw Amendment to rezone the Mobile Home Park “MHP” on Part of SW 9-106-15-W5M to Mobile Home Subdivision “MHS”.

**CARRIED**

11. b) **Bushe River Reserve Road  
West of 30 & 31-109-18-W5M**

**MOTION 04-086**

**MOVED** by Councillor Thiessen

That the update on the Bushe River Reserve Road be received for information.

**CARRIED**

11. c) **Development Permit Statistics Report  
2001-2003**

**MOTION 04-087**

**MOVED** by Councillor Newman

That the Development Permit Statistics Report be received for information.

**CARRIED**

11. d) **911 Emergency**

**MOTION 04-088**

**MOVED** by Councillor Flett

That 911 Emergency access be tabled to the February 24 meeting with a report from Administration.

**CARRIED**

**CORPORATE  
SERVICES:**

12. a) **Boreal Forest Conservation**

**MOTION 04-089** **MOVED** by Councillor Newman

That the issue of the boreal forest conservation be placed on the agenda of the AAMD&C Spring zone meeting in February.

**CARRIED**

12. b) **Fort Vermilion Learning Suites Celebration**

**MOTION 04-090** **MOVED** by Councillor Wieler

That Reeve Neufeld or designate be authorized to attend to official celebration of the Fort Vermilion Learning Suites March 3, 2004 in La Crete.

**CARRIED**

12. c) **"Finding Agreement" Workshop**

**MOTION 04-091** **MOVED** by Councillor Wieler

That correspondence on the Finding Agreement Workshop be received for information.

**CARRIED**

12. d) **Innovation Network Workshop**

**MOTION 04-092** **MOVED** by Councillor Wieler

That correspondence on the Innovation Network Workshop be received for information.

**CARRIED**

12. e) **9<sup>th</sup> Annual Northern Municipal Law Seminar**

**MOTION 04-093** **MOVED** by Councillor Wieler

That correspondence on the 9<sup>th</sup> Annual Northern Municipal Law Seminar be received for information.

**DEFEATED**

**MOTION 04-094** **MOVED** by Councillor Kulscar

That Council be authorized to attend the Municipal Law Seminar being held March 18, 2004 in Peace River.

**CARRIED**

**DATE OF NEXT MEETING:**

14. a) **Regular Council Meeting**  
Tuesday, February 24, 2004  
6:00 p.m.  
MD Council Chambers – Fort Vermilion

**ADJOURNMENT:** 15. a) **Adjournment**

**MOTION 04-096** **MOVED** by Councillor Thiessen

That the Regular Council meeting be adjourned (11:57 a.m.)

**CARRIED**

These minutes were adopted this 24<sup>th</sup> day of, February 2004.


---

Bill Neufeld, Reeve

---

Barbara Spurgeon,  
Executive Assistant

# M.D. of Mackenzie No. 23



## Request For Decision

Meeting:	<b>Regular Council Meeting</b>
Meeting Date:	February 24, 2004
Originated By:	Bill Landiuk, Director of Corporate Services
Title:	<b>Capital Projects 2003 Progress Report &amp; Year To Date Operating Income Statement</b>
Agenda Item No:	82)

### BACKGROUND / PROPOSAL:

Statuses report on our 2003 capital projects.  
Operating revenues and expenditures figures for the period ended December 31, 2003.

### DISCUSSION / OPTIONS / BENEFITS / DISADVANTAGES:

During 2003 Administration once again attempted to maintain a tight grip on its fiscal responsibility to remain within budget allocation and to ensure that expenditures were made where and when needed. Administration is pleased to report that for 2003 (preliminary amount and subject of course to audit adjustments) that we have a budget surplus of approximately **\$709,000**.

Numerous functional units provided towards this surplus, and I have provided below a highlight of the major items of note.

#### **12 – Administration \$279,000 - Favorable**

Administration was able to receive better investment rates as well as having more principal dollars to invest than was budgeted. Favorable variance of \$142,000 (see account 550 – Interest revenue).

On the expenditure side, we were able to achieve a \$99,000 savings (see account 922-tax cancellations/write offs) by having less than anticipated tax cancellations and write offs. This saving was mainly due in the area of linear assessment that was less than in prior years.

Review:	<i>Bh</i>	Dept.		C.A.O.	<i>Bh</i>
---------	-----------	-------	--	--------	-----------

### **23- Fire \$84,000 - Favorable**

Revenue from fire billings of \$35,000 (see 420 – sales of goods & services) more than budget.

On the expenditure side, \$27,000 (see 151 – honoraria) less was spent on firefighters honoraria.

### **32- Transportation \$91,000 - Favorable**

This department has numerous favorable and unfavorable variances that result in a total department favorable variance of \$91,000. To highlight some of the major items:

#### Revenue

Sales of gravel (see 420 – sales of goods & services) that resulted in a favorable variance of \$58,000. Provincial grants (see 840 –provincial grants) were \$144,000 more than budget.

On the expenditure side, we had favorable variance for wages/salaries and benefits in the amount of \$67,000 but this was offset by unfavorable variances in structural repairs & maintenance (see 259 – structural r&m) of \$72,000 and fuel and oil (see 521- fuel and oil) of \$34,000.

Please note: some of the over expenditures in Transportation were funded from operating reserves (930 – contribution from operating reserve) and have been excluded from the analysis above. Specifically, contribution to operating reserve (see 764 - contributed to operating reserve) which Council gave approval to set up a new gravel operating reserve during 2003 and; a gravel reclamation cost calculation similar to what we did during 2002 – we took funds from the reserve and placed it into a liability account – basically a revenue and expenditure in and out.

### **41 – Water Services \$68,000 - Favorable**

Favorable variance in sales of water accounts (420 and 421 – sales of water) in the amount of \$63,000.

### **42 – Sewer Services \$149,000 - Favorable**

Favorable variance in wages/salaries and benefits accounts (110/132) in the amount of \$21,000; a favorable variance for the damage claim account (272 – damage claims) in the amount of \$40,000 - if Council recalls we set up an amount for a damages related to the Sheridan Lawrence Motel incident and this was the excess funds that were set aside. A favorable variance in the principal and interest on long-term debt (831 and 841) accounts in the amount of \$50,000 – we borrowed less than we had anticipated.

Review:	Dept.	C.A.O.
---------	-------	--------



**43 – Solid Waste Disposal \$56,000 – Favorable**

A favorable variance of \$51,000 in professional fees (see 235 –professional fees). Savings achieved due to bylaw change whereby commercial and industrial waste contractors would deal directly with the Mackenzie Regional Landfill Commission.

**71 – Recreation Boards (\$60,000) – Unfavorable**

Council provided the La Crete recreation board with \$60,000 additional funding that was not budgeted.

COSTS / SOURCE OF FUNDING:

N/A

RECOMMENDED ACTION (by originator):

For Information.

Review:	Dept.	C.A.O.
---------	-------	--------

Finance Report, for the year ended December 31/2003

**Variances:**

Date of a note  
addition

**Note -1** May 31/2003 Linear Taxes - code 1-11-00-00-192:  
The following is a list of linear assessment changes (received May 29/2003):

Current Owner	Tax Roll #	Previous Assessment	Tax Levy	New Assessment	Tax Levy
Home Oil Company	78074	43,670.00	762.74	36,380.00	635.41
Marathon Canada	411020	124,200.00	2,169.28	8,450.00	147.59
Paramount Resources	228794	34,341,570.00	599,809.87	29,137,410.00	508,914.01
Penn West Petroleum	123474	26,722,460.00	466,734.49	32,572,210.00	568,906.22
Penn West Petroleum	410353	6,003,660.00	104,859.93	153,910.00	2,688.20
Purcell Energy	107856	2,003,630.00	34,995.41	2,020,420.00	35,288.65
Apache Canada	410127	116,699,790.00	2,038,278.54	117,007,380.00	2,043,650.90
Philips Petroleum	300277	22,260.00	388.79	8,500.00	148.46
Samson Canada	300284	19,907,170.00	347,698.64	19,890,380.00	347,405.38
Enermark Inc.	411033	636,450.00	11,116.24	623,310.00	10,886.73
Rainbow Pipe Line	98539	28,444,900.00	496,818.63	28,422,960.00	496,435.42
Energy North Inc.	411034	65,690.00	1,147.35	17,910.00	312.82
Husky Oil	410355	119,165,200.00	2,081,339.39	118,043,590.00	2,061,749.35
Alberta Energy Comp	293672	2,209,330.00	38,588.16	1,993,190.00	34,813.07
Archean Energy	410136	254,010.00	4,436.54	117,770.00	2,056.97
Petrobank	98542	5,423,340.00	94,724.05	6,552,240.00	114,441.43
Alberta Energy Comp	411026	32,969,760.00	575,849.83	32,448,120.00	566,738.87
Sphere Energy Corp.	410374	136,910.00	2,391.28	14,400.00	251.51
Belair Energy	410348	225,490.00	3,938.42	-	-
Chirripo Resources	410901	-	-	225,490.00	3,938.42
Ketch Resources	410902	-	-	737,780.00	12,886.07
		<u>395,399,490.00</u>	<u>6,906,047.58</u>	<u>390,031,800.00</u>	<u>6,812,295.48</u>

Net Assessment Change: -\$ 5,367,690.00

Net Tax Levy Change: -\$ 93,752.10

June 30/03 Increase in Taxation revenue is due to increase in Footner Forest Products assessment from \$118,943,120 to \$131,163,750.  
Tax levy before the change \$1,460,818.25; tax levy after the change \$1,564,849.57.  
Tax levy increase is \$104,031.32.

Finance Report, for the year ended December 31/2003

July 31/03 Additional increase in taxation is due following changes:

Current Owner	Tax Roll #	Previous Assessment	Tax Levy	New Assessment	Tax Levy
Husky Oil	410702	-	-	1,251,340	14,053.02
Husky Oil	410703	-	-	1,856,460	21,460.34
Husky Oil	410704	-	-	994,220	11,377.38
Husky Oil	410705	-	-	2,659,760	30,552.01
Husky Oil	410706	-	-	2,024,560	24,637.64
Purcell Energy	410475	2,637,410	30,221	1,978,050	22,665.94
Canadian Crude Oil	400017	4,490,700	53,290.49	497,360	8,003.87
		<u>7,128,110</u>	<u>83,512</u>	<u>11,261,750</u>	<u>132,750</u>
Net Assessment Change:				<u>\$</u>	<u>4,133,640</u>
				Net Tax Levy Change:	<u>\$</u> <u>49,238.33</u>

We have a decrease in some residential and commercial assessments. Total decrease in taxation revenues is -\$17,000.

August 20/03	2003 Levy	Increase/ Decrease	End Balance
Residential Property Taxes	2,173,856.10	- 15,145.10	2,158,711.00
Commercial Property Taxes	559,360.09	- 1,767.05	557,593.04
Industrial Property Taxes	1,518,979.78	- 58,103.78	1,460,876.00
Farmland Property Taxes	429,103.63	39.42	429,143.05
Machinery & Equipment Taxes	3,895,365.23	211,373.42	4,106,738.65
Electric Power Systems Taxes	918,842.88	-	918,842.88
Linear Property Taxes	10,671,720.40	- 93,752.10	10,577,968.30
Cable TV Property Taxes	2,480.52	-	2,480.52
Telecommunication Property Taxes	203,591.56	-	203,591.56
Federal Gov't Grants in Lieu	15,254.13	-	15,254.13
Provincial Gov't Grants in Lieu	190,744.08	-	190,744.08
<u>20,579,298.40</u>		<u>42,644.81</u>	<u>20,621,943.21</u>

**Note -2** June 30/03 Frontage - Transportation Department - code 1-32-\*\*-\*\*-124:  
budget is based on \$168,000 local improvement charge @ 6% interest,  
actual local improvement charge is \$119,400 @ 5.375% interest. Total annual local improvement  
charge has decreased from \$23,000 to \$15,800. Also, revenue account includes current year  
prepayments that will be allocated to local improvement prepayments account (liabilities).

Frontage Water & Sewer - code 1-41&42-\*\*-\*\*-124:  
Budgeted for LC Sewer main extension local improvement assessment for 2003.  
The borrowing did not take place until spring of 2003, therefore no payment is required until 2004  
and no local improvement charges have been made for 2003.

**Note -3** February 28/03 Sale of Land - Subdivision Department - code 1-61-\*\*-\*\*-424:  
sold land in High Level Area to L & P Disposals (\$30,439.35)

September 30/03 Sold three hutch lake lots (\$24,430.50).

Finance Report, for the year ended December 31/2003

**Note - 4** March 31/03 Interest Revenue - Administration Department - code 1-12-\*\*-\*\*-550: budgeted at 2.5% interest rate; actual increased to 2.99% as of March/2003.

June 30/03 Increase in current rate to 3.18% will result in higher interest revenue.

**Note - 5** March 31/03 Rental & Lease Revenue - Planning & Development Department - code 1-61-\*\*-\*\*-560: did not invoice Apache Canada for surface lease in 2002 until March/2003 - \$13,879; code also includes 2003 charges of \$13,879.  
 December 31/0 We reversed lease charges to Pentastar. They had been invoiced in 2002 for the land lease \$50,400.

**Note - 6** February 28/03 Other Revenue - Administration Department - code 1-12-\*\*-\*\*-597: AAMDC member dividend received in the amount of \$7,698.33  
 Ambulance Department - code 1-25-\*\*-\*\*-597: collected \$4,500 in EMR course fees - we did not budget for it.  
 December 31/0 Received \$30,966.61 from Emergency Management Alberta - reimbursement for FV flood expenditures.

**Note - 7** August 31/03 Operating Grants - all departments - code 1-\*\*-\*\*-\*\*-840:

	Received	Budget
<u>Administration</u>		
	23,178.00	23,178.00
Oct. 31/2003	7,600.00	7,200.00
Oct. 31/2003	3,186.00	2,000.00
	<u>33,964.00</u>	<u>32,378.00</u>
<u>Fire Department</u>		
	2,500.00	
	2,000.00	2,000.00
	3,375.00	
	<u>7,875.00</u>	
<u>Transportation</u>		
	423,714.00	300,000.00
	20,000.00	-
	<u>443,714.00</u>	<u>300,000.00</u>
<u>Water Services</u>		
Oct. 31/2003	963.74	964.00
<u>FCSS</u>		
Oct. 31/2003	<u>172,287.00</u>	<u>175,093.00</u>

Finance Report, for the year ended December 31/2003

<u>Agriculture</u>		
AG Service Board Basic Grant	44,000.00	44,000.00
Flood Control Maint. - AB Environment		20,000.00
Weed Control - Green Area		2,000.00
Total	<u>44,000.00</u>	<u>66,000.00</u>
TOTAL Operating Grants	<u>702,803.74</u>	<u>574,435.00</u>

October 31/2003 Administrative department - received summer employment grants \$7,600 and \$3,186.

Note - 8 December 31/2003 Contribution from Capital Reserve - code 920 - Recreation Deptment:  
Funded \$30,000 for FV Recreation capital grant.

Note - 9 August 31/2003 Legal - code 232:  
We have an overexpenditure in Planning/Development department - PVO Ltd. file.

Note - 10 December 31/2003 Structural Repair & Maintenance - code 259 - Transportation department:  
Water hauling expenditure for dust control (mainly on Zama access road) is higher then budgeted. We have spent approximately \$ 10,000 for steaming culverts - was not budgeted for.  
This account also includes \$37,025 reimbursement to La Crete Walking Trails for previous year walking trails costs.

Note - 11 March 31/03 Natural Gas - code 543 for all of departments:  
2003 budget was based on 2002 actual; there is some % increase in budget due to new building construction. We did budget for a small natural gas rate increase; this was not high enough to cover actual increase.

June 30/03 Additional gas rate increase is expected this fall; with an estimated increase of 35%, MD will be over budget in natural gas - budgeted \$65,900 vs. estimated actual ~\$88,965.

Note - 12 December 31/03 Damage Claims - code 272 - Sewer Department:  
Sheridan Lawrence Hotel - actual claim (\$ 54,708.25) was less then we had estimated (\$90,000) in 2001. We have a negative \$35,291.75.

Note - 13 June 30/03 Grants to Local Organizations - Transportation Dep. - code 2-32-\*\*-\*\*-735:  
\$21,644.45 grant to FV Recreation is offset with \$20,000 tire recycling grant received by MD.  
FCSS - code 2-51-\*\*-\*\*-735:  
over budget is due to increase in municipal contribution portion (offset by higher FCSS grant receivable from provincial government); also, we have budgeted for four bursaries @\$1,000/each; council has approved six bursaries this year @\$1,000/each.

July 31/03 Paid \$60,000 capital grant to La Crete Recreation as per request approved by council - we did not budget for this.

**Finance Report, for the year ended December 31/2003**

**Note - 14 June 30/03**      Principal & Interest - Long Term Debt: code 2-42-\*\*-\*\*-831&832:  
We have budgeted \$58,900 towards first loan payment for La Crete Sewer Main Extension.  
The borrowing did not take place until spring of 2003, therefore no payment is required until 2004.  
However, we will accrue for an interest at the year end ~\$12,000.  
Remaining funds could be used to offset the natural gas over expenditure.

**MD of Mackenzie No. 23**

**Investments**

**31-Dec-03**

ATB Financial

**Term Deposit 0035**

Balance: \$ 2,000,000

Deposit Date: Novemer 4, 2003

Maturity Date: January 5, 2004

Frequency: At Maturity

Interest Rate: 2.6600%

**Term Deposit 0036**

Balance: \$ 5,000,000

Deposit Date: December 9, 2003

Maturity Date: February 9, 2004

Frequency: At Maturity

Interest Rate: 2.6700%

**MD of Mackenzie**  
**Summary of All Units**  
**31, December 2003**

	2002 Actual	YTD 2003	2003	\$ Budget	% Budget
	Total	Actual	Budget	Remaining	Remaining
<b>REVENUE</b>					
100-TAXATION	\$19,032,323.74	\$20,616,701.51	\$20,581,463	\$35,238.51	0%
124-FRONTAGE	\$151,290.71	\$164,820.86	\$182,000	(\$17,179.14)	-9%
420-SALES OF GOODS & SERVICES	\$181,396.70	\$291,701.51	\$200,200	\$91,501.51	46%
421-SALE OF WATER -METERED	\$682,667.24	\$717,077.14	\$678,000	\$39,077.14	6%
422-SALE OF WATER-BULK	\$283,803.35	\$310,161.91	\$280,000	\$30,161.91	11%
424-SALE OF LAND		\$54,869.85	\$38,200	\$16,669.85	44%
510-PENALTIES & COSTS ON TAXES	\$111,267.40	\$107,410.71	\$100,000	\$7,410.71	7%
511-PENALTIES ON AR & UTILITIES	\$16,005.18	\$19,979.81	\$16,000	\$3,979.81	25%
520-LICENSES & PERMITS	\$18,977.87	\$19,467.20	\$16,000	\$3,467.20	22%
526-SAFETY CODE PERMITS	\$34,198.00	\$26,443.41	\$26,500	(\$56.59)	0%
530-FINES	\$48,264.00	\$49,370.00	\$45,000	\$4,370.00	10%
550-INTEREST REVENUE	\$195,842.91	\$269,127.17	\$127,500	\$141,627.17	111%
560-RENTAL & LEASE REVENUE	\$93,229.43	\$1,924.68	\$36,500	(\$34,575.32)	-95%
570-INSURANCE PROCEEDS	\$9,106.85				
592-OIL WELL DRILLING	\$77,696.80	\$62,308.43	\$75,000	(\$12,691.57)	-17%
597-OTHER REVENUE	\$68,167.35	\$27,683.79	\$9,000	\$18,683.79	208%
840-PROVINCIAL GRANTS	\$680,548.00	\$702,803.74	\$576,257	\$126,546.74	22%
920-CONTRIBUTED FROM CAPITAL RESERVE		\$30,000.00		\$30,000.00	
930-CONTRIBUTION FROM OPERATING RESERV	\$197,403.36	\$285,099.93	\$13,000	\$272,099.93	2093%
990-OVER/UNDER TAX COLLECTIONS	\$50,456.06	(\$50,456.06)	(\$50,456)	(\$0.06)	0%
<b>TOTAL REVENUE</b>	<b>\$21,932,644.95</b>	<b>\$23,706,495.59</b>	<b>\$22,950,164</b>	<b>\$756,331.59</b>	<b>3%</b>
<b>EXPENDITURE</b>					
110-WAGES & SALARIES	\$2,362,165.56	\$2,628,203.09	\$2,668,261	\$40,057.91	2%
132-BENEFITS	\$321,763.00	\$337,638.49	\$402,150	\$64,511.51	16%
136-WCB CONTRIBUTIONS	\$42,896.77	\$47,183.77	\$48,995	\$1,811.23	4%
142-RECRUITING	\$28,595.96	\$14,484.16	\$15,000	\$515.84	3%
150-ISOLATION COSTS	\$20,399.21	\$13,402.25	\$20,230	\$6,827.75	34%
151-HONORARIA	\$208,267.85	\$257,290.22	\$274,150	\$16,859.78	6%
152-BUSINESS EXP - COMMITTEE MEMBERS	\$92.33	\$1,055.24	\$1,700	\$644.76	38%
211-TRAVEL & SUBSISTENCE	\$163,522.91	\$182,992.70	\$188,558	\$5,565.30	3%
212-PROMOTIONAL EXPENDITURE	\$13,051.26	\$15,329.35	\$16,000	\$670.65	4%
214-MEMBERSHIP/CONFERENCE FEES	\$43,360.12	\$46,216.26	\$49,655	\$3,438.74	7%
215-FREIGHT	\$37,601.67	\$51,885.13	\$46,090	(\$5,795.13)	-13%
216-POSTAGE	\$19,304.20	\$23,818.10	\$22,000	(\$1,818.10)	-8%
217-TELEPHONE	\$137,564.06	\$145,224.06	\$135,190	(\$10,034.06)	-7%
221-ADVERTISING	\$57,207.14	\$51,158.34	\$55,300	\$4,141.66	7%
223-SUBSCRIPTIONS & PUBLICATIONS	\$4,453.21	\$4,334.04	\$5,750	\$1,415.96	25%
231-AUDIT/ACCOUNTING	\$40,076.04	\$44,080.99	\$45,000	\$919.01	2%
232-LEGAL	\$24,914.87	\$42,546.28	\$39,000	(\$3,546.28)	-9%
233-ENGINEERING CONSULTING	\$124,476.81	\$134,022.21	\$159,000	\$24,977.79	16%
235-PROFESSIONAL FEES	\$1,538,409.31	\$1,358,409.17	\$1,470,900	\$112,490.83	8%
239-TRAINING & EDUCATION	\$79,763.37	\$67,062.30	\$91,425	\$24,362.70	27%
242-COMPUTER PROG/DATA PROCESSING	\$36,448.32	\$41,667.46	\$44,000	\$2,332.54	5%
251-BRIDGE REPAIR & MAINTENANCE	\$7,471.05	\$8,727.00	\$19,500	\$10,773.00	55%
252-BUILDING REPAIRS & MAINTENANCE	\$74,498.02	\$108,685.62	\$98,950	(\$9,735.62)	-10%
253-EQUIPMENT REPAIR	\$144,346.21	\$163,511.93	\$186,800	\$23,288.07	12%
255-VEHICLE REPAIR	\$74,940.88	\$60,125.72	\$63,000	\$2,874.28	5%
259-STRUCTURAL R&M (ROADS, SEWERS, WATE	\$505,930.30	\$659,943.36	\$640,700	(\$19,243.36)	-3%
262-BUILDING & LAND RENTAL	\$972.25	\$1,000.00	\$1,000	\$1,000.00	100%
263-VEHICLE & EQUIPMENT LEASE OR RENTAL	\$95,427.18	\$83,683.44	\$112,050	\$28,366.56	25%
266-COMMUNICATIONS	\$42,795.69	\$40,477.36	\$37,390	(\$3,087.36)	-8%
267-AVL MAINTENANCE	\$35,358.46	\$66,408.88	\$67,085	\$676.12	1%
271-LICENSES & PERMITS	\$3,202.41	\$3,192.01	\$6,000	\$2,807.99	47%
272-DAMAGE CLAIMS	\$2,927.64	(\$35,291.75)	\$35,000	\$70,291.75	201%
273-TAXES	\$7,279.70	\$9,239.99	\$7,500	(\$1,739.99)	-23%
274-INSURANCE	\$114,949.95	\$181,438.34	\$143,660	(\$37,778.34)	-26%
342-ASSESSOR FEES	\$239,140.13	\$198,629.52	\$203,750	\$5,120.48	3%
290-ELECTION COSTS		\$1,071.12	\$1,900	\$828.88	44%
511-GOODS AND SUPPLIES	\$417,807.26	\$371,598.79	\$345,800	(\$25,798.79)	-7%
521-FUEL & OIL	\$218,179.40	\$240,874.90	\$200,860	(\$40,014.90)	-20%
531-CHEMICALS/SALT	\$140,791.83	\$130,408.50	\$197,700	\$67,291.50	34%
532-DUST CONTROL	\$68,695.59	\$84,364.89	\$79,700	(\$4,664.89)	-6%
533-GRADER BLADES	\$41,388.73	\$48,793.22	\$40,000	(\$8,793.22)	-22%
534-GRAVEL	\$1,206,413.54	\$965,682.20	\$1,000,000	\$34,317.80	3%
535-GRAVEL RECLAMATION COST	\$187,000.00	\$177,241.54	\$30,000	(\$147,241.54)	-491%
543-NATURAL GAS	\$50,209.84	\$81,313.05	\$65,900	(\$15,413.05)	-23%
544-ELECTRICAL POWER	\$218,653.59	\$297,200.52	\$252,820	(\$44,380.52)	-18%
710-GRANTS TO LOCAL GOVERNMENTS	\$986,407.74	\$1,000,890.10	\$1,022,448	\$21,557.90	2%
735-GRANTS TO OTHER ORGANIZATIONS	\$786,965.06	\$980,347.45	\$987,966	(\$101,381.45)	-12%
747-SCHOOL FOUNDATION PROGRAMS	\$5,696,875.91	\$6,184,600.65	\$6,184,601	\$0.35	
750-SENIORS FOUNDATION	\$315,444.52	\$337,394.24	\$337,394	(\$0.24)	0%
762-CONTRIBUTED TO CAPITAL	\$1,498,718.05	\$747,444.52	\$615,025	(\$132,419.52)	-22%
763-CONTRIBUTED TO CAPITAL RESERVE	\$2,626,356.25	\$3,241,896.00	\$3,211,896	(\$30,000.00)	-1%
764-CONTRIBUTED TO OPERATING RESERVE	\$201,949.00	\$215,105.84	\$35,700	(\$179,405.84)	-503%
765-CONTRIBUTED TO GRAVEL RESERVE	\$17,863.36				



**MD of Mackenzie  
Summary of All Units  
31, December 2003**

	<u>2002 Actual</u>	<u>YTD 2003</u>	<u>2003</u>	<u>\$ Budget</u>	<u>% Budget</u>
	<u>Total</u>	<u>Actual</u>	<u>Budget</u>	<u>Remaining</u>	<u>Remaining</u>
810-INTEREST & SERVICE CHARGES	\$3,611.88	\$3,344.98	\$5,000	\$1,655.02	33%
821-EQUIPMENT LEASE INTEREST	\$6,646.95				
822-EQUIPMENT LEASE PRINCIPLE	\$108,626.86				
831-INTEREST-LONG TERM DEBT	\$106,085.03	\$278,636.32	\$302,130	\$23,493.68	8%
832-PRINCIPAL - LONG TERM DEBT	\$151,756.21	\$437,133.53	\$501,585	\$64,451.08	13%
921-BAD DEBT EXPENSE	\$4,017.29	\$33,660.82	\$40,000	\$6,339.18	16%
922-TAX CANCELLATION/WRITE OFFS	\$104,247.45	\$61,172.43	\$160,000	\$98,827.57	62%
991-WRITE OFFS-INVENTORIES	\$64,359.77				
992-COST OF LAND SOLD		\$20,064.51	\$20,000	(\$64.51)	0%
<b>TOTAL EXPENDITURES</b>	<b>\$21,882,644.95</b>	<b>\$22,997,015.15</b>	<b>\$22,950,164</b>	<b>(\$46,851.54)</b>	<b>0%</b>
<b>SURPLUS</b>	<b>\$50,000.00</b>	<b>\$709,480.44</b>	<b>\$0</b>	<b>\$709,480.05</b>	<b>181917962%</b>

**MD of Mackenzie**  
**00-Taxes**  
**31, December 2003**

	<u>2002 Actual</u>	<u>YTD 2003</u>	<u>2003</u>	<u>\$ Budget</u>	<u>% Budget</u>
	<u>Total</u>	<u>Actual</u>	<u>Budget</u>	<u>Remaining</u>	<u>Remaining</u>
REVENUE					
100-TAXATION	\$19,032,323.74	\$20,616,701.51	\$20,581,463	\$35,238.51	0%
990-OVER/UNDER TAX COLLECTIONS	\$50,456.06	(\$50,456.06)	(\$50,456)	(\$0.06)	0%
TOTAL REVENUE	\$19,082,779.80	\$20,566,245.45	\$20,531,007	\$35,238.45	0%
EXPENDITURE					
SURPLUS	\$19,082,779.80	\$20,566,245.45	\$20,531,007	\$35,238.45	0%

**MD of Mackenzie  
11-Council  
31, December 2003**

	<u>2002 Actual</u>	<u>YTD 2003</u>	<u>2003</u>	<u>\$ Budget</u>	<u>% Budget</u>
	<u>Total</u>	<u>Actual</u>	<u>Budget</u>	<u>Remaining</u>	<u>Remaining</u>
REVENUE					
EXPENDITURE					
132-BENEFITS	\$3,205.47	\$3,974.38	\$3,000	(\$974.38)	-32%
151-HONORARIA	\$151,875.00	\$187,276.87	\$172,000	(\$15,276.87)	-9%
211-TRAVEL & SUBSISTENCE	\$64,949.53	\$71,875.22	\$66,000	(\$5,875.22)	-9%
214-MEMBERSHIP/CONFERENCE FEES	\$5,447.12	\$2,875.61	\$9,750	\$6,874.39	71%
217-TELEPHONE	\$7,830.84	\$7,564.69	\$8,440	\$875.31	10%
290-ELECTION COSTS		\$1,071.12	\$1,900	\$828.88	44%
TOTAL EXPENDITURES	\$233,307.96	\$274,637.89	\$261,090	(\$13,547.89)	-5%
SURPLUS	(\$233,307.96)	(\$274,637.89)	(\$261,090)	(\$13,547.89)	5%

**MD of Mackenzie**  
**12-Administration**  
**31, December 2003**

	2002 Actual	YTD 2003	2003	\$ Budget	% Budget
	Total	Actual	Budget	Remaining	Remaining
<b>REVENUE</b>					
420-SALES OF GOODS & SERVICES	\$18,155.24	\$19,873.17	\$16,000	\$3,873.17	24%
510-PENALTIES & COSTS ON TAXES	\$111,267.40	\$107,410.71	\$100,000	\$7,410.71	7%
511-PENALTIES ON AR & UTILITIES	\$291.15	\$27.48	\$1,000	(\$972.52)	-97%
550-INTEREST REVENUE	\$195,842.91	\$269,127.17	\$127,500	\$141,627.17	111%
592-OIL WELL DRILLING	\$77,696.80	\$62,308.43	\$75,000	(\$12,691.57)	-17%
597-OTHER REVENUE	\$68,167.35	\$22,308.79	\$9,000	\$13,308.79	148%
840-PROVINCIAL GRANTS	\$33,270.00	\$33,964.00	\$32,200	\$1,764.00	5%
<b>TOTAL REVENUE</b>	<b>\$504,690.85</b>	<b>\$515,019.75</b>	<b>\$360,700</b>	<b>\$154,319.75</b>	<b>43%</b>
<b>EXPENDITURE</b>					
110-WAGES & SALARIES	\$592,108.04	\$681,021.36	\$664,110	(\$16,911.36)	-3%
132-BENEFITS	\$84,605.53	\$94,196.97	\$100,600	\$6,403.03	6%
136-WCB CONTRIBUTIONS	\$9,495.77	\$11,923.30	\$12,400	\$476.70	4%
142-RECRUITING	\$28,595.96	\$14,484.16	\$15,000	\$515.84	3%
151-HONORARIA	\$482.22	\$2,775.97	\$5,500	\$2,724.03	50%
152-BUSINESS EXP - COMMITTEE MEMBERS	\$92.33	\$1,055.24	\$1,700	\$644.76	38%
211-TRAVEL & SUBSISTENCE	\$40,625.18	\$44,580.91	\$45,000	\$419.09	1%
212-PROMOTIONAL EXPENDITURE	\$13,051.26	\$15,329.35	\$16,000	\$670.65	4%
214-MEMBERSHIP/CONFERENCE FEES	\$24,048.12	\$23,285.36	\$19,626	(\$3,659.36)	-19%
215-FREIGHT	\$3,235.73	\$6,091.59	\$7,140	\$1,048.41	15%
216-POSTAGE	\$19,304.20	\$23,818.10	\$22,000	(\$1,818.10)	-8%
217-TELEPHONE	\$62,144.64	\$67,521.13	\$59,990	(\$7,531.13)	-13%
221-ADVERTISING	\$13,648.04	\$15,101.14	\$13,000	(\$2,101.14)	-16%
223-SUBSCRIPTIONS & PUBLICATIONS	\$4,225.91	\$3,403.93	\$3,250	(\$153.93)	-5%
231-AUDIT/ACCOUNTING	\$40,076.04	\$44,080.99	\$45,000	\$919.01	2%
232-LEGAL	\$16,282.87	\$12,545.07	\$15,000	\$2,454.93	16%
235-PROFESSIONAL FEES	\$72,074.46	\$57,329.18	\$76,500	\$19,170.82	25%
239-TRAINING & EDUCATION	\$18,577.15	\$23,817.97	\$24,225	\$407.03	2%
242-COMPUTER PROG/DATA PROCESSING	\$36,448.32	\$41,667.46	\$44,000	\$2,332.54	5%
252-BUILDING REPAIRS & MAINTENANCE	\$40,626.98	\$59,438.21	\$47,200	(\$12,238.21)	-26%
253-EQUIPMENT REPAIR	\$3,256.41	\$6,110.48	\$4,000	(\$2,110.48)	-53%
255-VEHICLE REPAIR	\$431.71	\$1,288.27	\$1,000	(\$288.27)	-29%
263-VEHICLE & EQUIPMENT LEASE OR RENTAL	\$63,958.45	\$55,348.51	\$71,000	\$15,651.49	22%
272-DAMAGE CLAIMS			\$5,000	\$5,000.00	100%
273-TAXES	\$7,279.70	\$9,239.99	\$7,500	(\$1,739.99)	-23%
274-INSURANCE	\$19,917.03	\$40,442.50	\$39,000	(\$1,442.50)	-4%
342-ASSESSOR FEES	\$239,140.13	\$198,629.52	\$203,750	\$5,120.48	3%
511-GOODS AND SUPPLIES	\$65,208.77	\$70,547.19	\$62,000	(\$8,547.19)	-14%
521-FUEL & OIL	\$7,696.09	\$10,236.29	\$9,500	(\$736.29)	-8%
543-NATURAL GAS	\$3,881.35	\$9,243.04	\$12,300	\$3,056.96	25%
544-ELECTRICAL POWER	\$9,460.51	\$20,008.00	\$25,700	\$5,692.00	22%
710-GRANTS TO LOCAL GOVERNMENTS	\$716,976.62	\$729,448.18	\$752,826	\$23,377.82	3%
762-CONTRIBUTED TO CAPITAL	\$933,095.82	\$185,194.94	\$169,300	(\$15,894.94)	-9%
764-CONTRIBUTED TO OPERATING RESERVE	\$176,949.00				
810-INTEREST & SERVICE CHARGES	\$3,611.88	\$3,344.98	\$5,000	\$1,655.02	33%
921-BAD DEBT EXPENSE	\$4,017.29	\$1,618.12	\$5,000	\$3,381.88	68%
922-TAX CANCELLATION/WRITE OFFS	\$104,247.45	\$61,172.43	\$160,000	\$98,827.57	62%
<b>TOTAL EXPENDITURES</b>	<b>\$3,478,876.96</b>	<b>\$2,645,339.83</b>	<b>\$2,770,117</b>	<b>\$124,777.17</b>	<b>5%</b>
<b>SURPLUS</b>	<b>(\$2,974,186.11)</b>	<b>(\$2,130,320.08)</b>	<b>(\$2,409,417)</b>	<b>\$279,096.92</b>	<b>-12%</b>

**MD of Mackenzie  
23-Fire Department  
31, December 2003**

	<u>2002 Actual</u>	<u>YTD 2003</u>	<u>2003</u>	<u>\$ Budget</u>	<u>% Budget</u>
	<u>Total</u>	<u>Actual</u>	<u>Budget</u>	<u>Remaining</u>	<u>Remaining</u>
<b>REVENUE</b>					
420-SALES OF GOODS & SERVICES	\$71,894.23	\$99,982.82	\$65,400	\$34,582.82	53%
570-INSURANCE PROCEEDS	\$9,106.85				
840-PROVINCIAL GRANTS	\$3,900.00	\$7,875.00	\$2,000	\$5,875.00	294%
<b>TOTAL REVENUE</b>	<b>\$84,901.08</b>	<b>\$107,857.82</b>	<b>\$67,400</b>	<b>\$40,457.82</b>	<b>60%</b>
<b>EXPENDITURE</b>					
110-WAGES & SALARIES	\$30,301.60	\$18,924.49	\$27,600	\$8,675.51	31%
132-BENEFITS	\$1,684.47	\$3,694.11	\$4,300	\$605.89	14%
136-WCB CONTRIBUTIONS	\$364.00	\$415.52	\$430	\$14.48	3%
151-HONORARIA	\$50,910.63	\$60,354.00	\$87,500	\$27,146.00	31%
211-TRAVEL & SUBSISTENCE	\$2,640.43	\$8,549.60	\$13,000	\$4,450.40	34%
214-MEMBERSHIP/CONFERENCE FEES	\$1,302.22	\$2,056.95	\$2,950	\$893.05	30%
215-FREIGHT	\$425.65	\$899.70	\$750	(\$149.70)	-20%
217-TELEPHONE	\$16,359.31	\$17,722.75	\$15,500	(\$2,222.75)	-14%
221-ADVERTISING	\$490.06	\$400.61	\$500	\$99.39	20%
223-SUBSCRIPTIONS & PUBLICATIONS		\$233.51	\$500	\$266.49	53%
232-LEGAL		\$4,679.89	\$2,000	(\$2,679.89)	-134%
235-PROFESSIONAL FEES	\$10,484.24	\$14,983.47	\$25,500	\$10,516.53	41%
239-TRAINING & EDUCATION	\$37,145.94	\$26,535.94	\$21,500	(\$5,035.94)	-23%
252-BUILDING REPAIRS & MAINTENANCE	\$3,317.16	\$4,080.17	\$4,000	(\$80.17)	-2%
253-EQUIPMENT REPAIR	\$11,871.40	\$22,560.26	\$24,500	\$1,939.74	8%
255-VEHICLE REPAIR	\$22,217.41	\$10,739.58	\$7,000	(\$3,739.58)	-53%
263-VEHICLE & EQUIPMENT LEASE OR RENTAL	\$7,277.53	\$5,479.17	\$8,700	\$3,220.83	37%
266-COMMUNICATIONS	\$18,366.21	\$16,783.50	\$16,500	(\$283.50)	-2%
267-AVL MAINTENANCE	\$10,150.94	\$14,157.73	\$18,415	\$4,257.27	23%
274-INSURANCE	\$15,911.39	\$21,281.14	\$15,500	(\$5,781.14)	-37%
511-GOODS AND SUPPLIES	\$63,276.48	\$42,366.17	\$50,500	\$8,133.83	16%
521-FUEL & OIL	\$4,997.31	\$6,555.46	\$5,250	(\$1,305.46)	-25%
531-CHEMICALS/SALT	\$309.00	\$206.00	\$5,000	\$4,794.00	96%
543-NATURAL GAS	\$8,821.15	\$13,634.10	\$8,800	(\$4,834.10)	-55%
544-ELECTRICAL POWER	\$11,126.38	\$17,186.18	\$11,800	(\$5,386.18)	-46%
710-GRANTS TO LOCAL GOVERNMENTS	\$80,647.00	\$80,647.00	\$80,647		
762-CONTRIBUTED TO CAPITAL	\$38,700.00	\$13,181.02	\$12,550	(\$631.02)	-5%
763-CONTRIBUTED TO CAPITAL RESERVE	\$300,000.00	\$150,000.00	\$150,000		
921-BAD DEBT EXPENSE		\$29,633.72	\$30,000	\$366.28	1%
<b>TOTAL EXPENDITURES</b>	<b>\$749,097.91</b>	<b>\$607,941.74</b>	<b>\$651,192</b>	<b>\$43,250.26</b>	<b>7%</b>
<b>SURPLUS</b>	<b>(\$664,196.83)</b>	<b>(\$500,083.92)</b>	<b>(\$583,792)</b>	<b>\$83,708.08</b>	<b>-14%</b>

**MD of Mackenzie**  
**25-Ambulance / Municipal Emergency**  
**31, December 2003**

	<u>2002 Actual</u>	<u>YTD 2003</u>	<u>2003</u>	<u>\$ Budget</u>	<u>% Budget</u>
	<u>Total</u>	<u>Actual</u>	<u>Budget</u>	<u>Remaining</u>	<u>Remaining</u>
REVENUE					
560-RENTAL & LEASE REVENUE	\$7,740.00	\$7,200.00	\$7,200		
597-OTHER REVENUE		\$5,375.00		\$5,375.00	
TOTAL REVENUE	\$7,740.00	\$12,575.00	\$7,200	\$5,375.00	75%
EXPENDITURE					
110-WAGES & SALARIES	\$26,651.50	\$26,838.18	\$27,600	\$761.82	3%
132-BENEFITS	\$1,684.81	\$3,694.75	\$4,300	\$605.25	14%
136-WCB CONTRIBUTIONS	\$364.00	\$415.52	\$430	\$14.48	3%
211-TRAVEL & SUBSISTENCE	\$858.47	\$3,194.05	\$5,000	\$1,805.95	36%
214-MEMBERSHIP/CONFERENCE FEES	\$277.41	\$1,409.00	\$1,500	\$91.00	6%
235-PROFESSIONAL FEES	\$419,830.03	\$420,379.44	\$434,000	\$13,620.56	3%
239-TRAINING & EDUCATION	\$8,959.02	\$1,478.51	\$10,000	\$8,521.49	85%
252-BUILDING REPAIRS & MAINTENANCE	\$5,653.69	\$3,238.18	\$7,500	\$4,261.82	57%
266-COMMUNICATIONS	\$7,076.04	\$5,650.93	\$4,800	(\$850.93)	-18%
267-AVL MAINTENANCE		\$2,235.23	\$4,900	\$2,664.77	54%
274-INSURANCE	\$5,239.93	\$9,427.44	\$5,000	(\$4,427.44)	-89%
511-GOODS AND SUPPLIES	\$4,932.92	\$7,895.09	\$4,000	(\$3,895.09)	-97%
543-NATURAL GAS		\$3,384.05	\$2,600	(\$784.05)	-30%
544-ELECTRICAL POWER	\$7,511.74	\$6,537.00	\$3,120	(\$3,417.00)	-110%
762-CONTRIBUTED TO CAPITAL	\$37,013.29	\$31,895.47	\$37,175	\$5,279.53	14%
TOTAL EXPENDITURES	\$526,052.85	\$527,672.84	\$551,925	\$24,252.16	4%
SURPLUS	(\$518,312.85)	(\$515,097.84)	(\$544,725)	\$29,627.16	-5%

**MD of Mackenzie**  
**26-Enforcement Services**  
**31, December 2003**

	<u>2002 Actual</u>	<u>YTD 2003</u>	<u>2003</u>	<u>\$ Budget</u>	<u>% Budget</u>
	<u>Total</u>	<u>Actual</u>	<u>Budget</u>	<u>Remaining</u>	<u>Remaining</u>
<b>REVENUE</b>					
520-LICENSES & PERMITS	\$470.00	\$335.03	\$1,000	(\$664.97)	-66%
530-FINES	\$48,264.00	\$49,370.00	\$45,000	\$4,370.00	10%
840-PROVINCIAL GRANTS	\$7,864.00				
<b>TOTAL REVENUE</b>	<b>\$56,598.00</b>	<b>\$49,705.03</b>	<b>\$46,000</b>	<b>\$3,705.03</b>	<b>8%</b>
<b>EXPENDITURE</b>					
110-WAGES & SALARIES	\$122,956.16	\$142,367.06	\$136,300	(\$6,067.06)	-4%
132-BENEFITS	\$19,800.25	\$20,477.75	\$21,500	\$1,022.25	5%
136-WCB CONTRIBUTIONS	\$2,094.00	\$2,359.20	\$2,450	\$90.80	4%
211-TRAVEL & SUBSISTENCE	\$2,804.80	\$3,448.46	\$4,000	\$551.54	14%
214-MEMBERSHIP/CONFERENCE FEES	\$600.00	\$898.94	\$1,500	\$601.06	40%
217-TELEPHONE	\$8,043.93	\$8,142.09	\$7,500	(\$642.09)	-9%
221-ADVERTISING	\$812.31	\$672.27	\$500	(\$172.27)	-34%
223-SUBSCRIPTIONS & PUBLICATIONS		\$241.90	\$500	\$258.10	52%
232-LEGAL			\$5,000	\$5,000.00	100%
233-ENGINEERING CONSULTING	\$30.90				
235-PROFESSIONAL FEES	\$1,538.10	\$3,533.29	\$3,000	(\$533.29)	-18%
239-TRAINING & EDUCATION	\$80.00	\$347.59	\$4,000	\$3,652.41	91%
252-BUILDING REPAIRS & MAINTENANCE			\$500	\$500.00	100%
253-EQUIPMENT REPAIR	\$260.46	\$1,116.80	\$2,000	\$883.20	44%
255-VEHICLE REPAIR	\$6,687.55	\$6,416.59	\$4,000	(\$2,416.59)	-60%
266-COMMUNICATIONS	\$3,659.95	\$2,606.83	\$1,600	(\$1,006.83)	-63%
267-AVL MAINTENANCE		\$1,488.82	\$2,350	\$861.18	37%
274-INSURANCE	\$2,244.48	\$4,834.62	\$2,700	(\$2,134.62)	-79%
511-GOODS AND SUPPLIES	\$15,240.46	\$10,147.89	\$5,000	(\$5,147.89)	-103%
521-FUEL & OIL	\$9,964.22	\$9,212.83	\$8,000	(\$1,212.83)	-15%
710-GRANTS TO LOCAL GOVERNMENTS	\$17,000.00	\$17,000.00	\$17,000		
821-EQUIPMENT LEASE INTEREST	\$784.42				
822-EQUIPMENT LEASE PRINCIPLE	\$33,371.63				
<b>TOTAL EXPENDITURES</b>	<b>\$247,973.62</b>	<b>\$235,312.93</b>	<b>\$229,400</b>	<b>(\$5,912.93)</b>	<b>-3%</b>
<b>SURPLUS</b>	<b>(\$191,375.62)</b>	<b>(\$185,607.90)</b>	<b>(\$183,400)</b>	<b>(\$2,207.90)</b>	<b>1%</b>

**MD of Mackenzie**  
**32-Transportation**  
**31, December 2003**

	2002 Actual	YTD 2003	2003	\$ Budget	% Budget
	Total	Actual	Budget	Remaining	Remaining
<b>REVENUE</b>					
124-FRONTAGE		\$13,493.71	\$23,000	(\$9,506.29)	-41%
420-SALES OF GOODS & SERVICES	\$58,774.64	\$118,172.05	\$60,000	\$58,172.05	97%
560-RENTAL & LEASE REVENUE		\$2,496.68		\$2,496.68	
840-PROVINCIAL GRANTS	\$423,714.00	\$443,714.00	\$300,000	\$143,714.00	48%
930-CONTRIBUTION FROM OPERATING RESERV	\$187,000.00	\$272,099.93		\$272,099.93	
<b>TOTAL REVENUE</b>	<b>\$669,488.64</b>	<b>\$849,976.37</b>	<b>\$383,000</b>	<b>\$466,976.37</b>	<b>122%</b>
<b>EXPENDITURE</b>					
110-WAGES & SALARIES	\$1,007,099.78	\$1,117,611.43	\$1,148,900	\$31,288.57	3%
132-BENEFITS	\$129,367.59	\$131,588.32	\$167,800	\$36,211.68	22%
136-WCB CONTRIBUTIONS	\$19,160.00	\$20,454.17	\$21,235	\$780.83	4%
150-ISOLATION COSTS	\$8,210.71	\$5,073.20	\$7,200	\$2,126.80	30%
211-TRAVEL & SUBSISTENCE	\$16,897.28	\$15,835.34	\$20,000	\$4,164.66	21%
214-MEMBERSHIP/CONFERENCE FEES	\$1,358.14	\$1,462.61	\$2,000	\$537.39	27%
215-FREIGHT	\$5,367.24	\$7,552.59	\$8,000	\$447.41	6%
217-TELEPHONE	\$19,746.65	\$21,990.55	\$19,200	(\$2,790.55)	-15%
221-ADVERTISING	\$7,228.16	\$11,934.40	\$8,000	(\$3,934.40)	-49%
232-LEGAL	\$3,722.99	\$7,351.28	\$6,000	(\$1,351.28)	-23%
233-ENGINEERING CONSULTING	\$86,445.91	\$74,220.95	\$80,000	\$5,779.05	7%
235-PROFESSIONAL FEES	\$368,658.54	\$375,850.23	\$375,200	(\$650.23)	0%
239-TRAINING & EDUCATION	\$4,201.31	\$7,283.75	\$9,000	\$1,716.25	19%
251-BRIDGE REPAIR & MAINTENANCE	\$7,471.05	\$8,727.00	\$19,500	\$10,773.00	55%
252-BUILDING REPAIRS & MAINTENANCE	\$10,770.15	\$14,378.44	\$13,000	(\$1,378.44)	-11%
253-EQUIPMENT REPAIR	\$101,056.18	\$86,534.70	\$107,000	\$20,465.30	19%
255-VEHICLE REPAIR	\$40,141.52	\$27,851.49	\$33,000	\$5,148.51	16%
259-STRUCTURAL R&M (ROADS, SEWERS, WATE	\$104,272.64	\$281,813.68	\$210,000	(\$71,813.68)	-34%
263-VEHICLE & EQUIPMENT LEASE OR RENTAL	\$10,458.58	\$12,967.97	\$14,000	\$1,032.03	7%
266-COMMUNICATIONS	\$9,126.37	\$10,850.72	\$9,490	(\$1,360.72)	-14%
267-AVL MAINTENANCE	\$23,609.57	\$46,289.90	\$39,000	(\$7,289.90)	-19%
271-LICENSES & PERMITS	\$2,894.50	\$3,037.51	\$5,000	\$1,962.49	39%
272-DAMAGE CLAIMS	\$1,820.23		\$10,000	\$10,000.00	100%
274-INSURANCE	\$34,465.06	\$61,162.45	\$44,900	(\$16,262.45)	-36%
511-GOODS AND SUPPLIES	\$172,533.43	\$130,766.84	\$120,000	(\$10,766.84)	-9%
521-FUEL & OIL	\$159,906.35	\$177,851.23	\$143,910	(\$33,941.23)	-24%
531-CHEMICALS/SALT	\$32,911.28	\$30,101.78	\$80,000	\$49,898.22	62%
532-DUST CONTROL	\$68,695.59	\$84,364.89	\$79,700	(\$4,664.89)	-6%
533-GRADER BLADES	\$41,388.73	\$48,793.22	\$40,000	(\$8,793.22)	-22%
534-GRAVEL	\$1,206,413.54	\$965,682.20	\$1,000,000	\$34,317.80	3%
535-GRAVEL RECLAMATION COST	\$187,000.00	\$177,241.54	\$30,000	(\$147,241.54)	-491%
543-NATURAL GAS	\$6,095.00	\$8,872.65	\$8,500	(\$372.65)	-4%
544-ELECTRICAL POWER	\$63,548.70	\$80,604.56	\$66,200	(\$14,404.56)	-22%
735-GRANTS TO OTHER ORGANIZATIONS		\$21,644.45		(\$21,644.45)	
762-CONTRIBUTED TO CAPITAL	\$333,798.36	\$408,545.03	\$281,000	(\$127,545.03)	-45%
763-CONTRIBUTED TO CAPITAL RESERVE	\$943,941.00	\$2,295,228.00	\$2,295,228		
764-CONTRIBUTED TO OPERATING RESERVE	\$25,000.00	\$179,514.80	\$25,000	(\$154,514.80)	-618%
765-CONTRIBUTED TO GRAVEL RESERVE	\$17,863.36				
821-EQUIPMENT LEASE INTEREST	\$5,862.53				
822-EQUIPMENT LEASE PRINCIPLE	\$75,255.23				
831-INTEREST-LONG TERM DEBT	\$7,664.49	\$185,903.92	\$195,000	\$9,096.08	5%
832-PRINCIPAL - LONG TERM DEBT		\$271,074.22	\$300,400	\$29,325.78	10%
<b>TOTAL EXPENDITURES</b>	<b>\$5,371,427.74</b>	<b>\$7,418,012.01</b>	<b>\$7,042,363</b>	<b>(\$375,649.01)</b>	<b>-5%</b>
<b>SURPLUS</b>	<b>(\$4,701,939.10)</b>	<b>(\$6,568,035.64)</b>	<b>(\$6,659,363)</b>	<b>\$91,327.36</b>	<b>-1%</b>



**MD of Mackenzie  
33-Airport  
31, December 2003**

	<u>2002 Actual</u>	<u>YTD 2003</u>	<u>2003</u>	<u>\$ Budget</u>	<u>% Budget</u>
	<u>Total</u>	<u>Actual</u>	<u>Budget</u>	<u>Remaining</u>	<u>Remaining</u>
REVENUE					
420-SALES OF GOODS & SERVICES	\$20,614.99	\$29,130.00	\$28,000	\$1,130.00	4%
TOTAL REVENUE	\$20,614.99	\$29,130.00	\$28,000	\$1,130.00	4%
EXPENDITURE					
252-BUILDING REPAIRS & MAINTENANCE	\$1,622.69	\$995.96	\$1,000	\$4.04	0%
253-EQUIPMENT REPAIR	\$1,489.52	\$1,277.41	\$3,000	\$1,722.59	57%
259-STRUCTURAL R&M (ROADS, SEWERS, WATE	\$1,891.09	\$3,360.67	\$19,600	\$16,239.33	83%
263-VEHICLE & EQUIPMENT LEASE OR RENTAL	\$2,678.01	\$2,925.21	\$3,500	\$574.79	16%
274-INSURANCE	\$8,507.34	\$10,656.47	\$9,740	(\$916.47)	-9%
511-GOODS AND SUPPLIES	\$1,820.70	\$7,127.13	\$2,000	(\$5,127.13)	-256%
531-CHEMICALS/SALT	\$2,700.00	\$1,247.55	\$4,000	\$2,752.45	69%
543-NATURAL GAS	\$3,741.53	\$6,083.25	\$4,500	(\$1,583.25)	-35%
544-ELECTRICAL POWER	\$8,136.55	\$7,950.71	\$11,400	\$3,449.29	30%
710-GRANTS TO LOCAL GOVERNMENTS	\$41,809.12	\$43,819.92	\$42,000	(\$1,819.92)	-4%
762-CONTRIBUTED TO CAPITAL		\$50,000.00	\$50,000		
TOTAL EXPENDITURES	\$74,396.55	\$135,444.28	\$150,740	\$15,295.72	10%
SURPLUS	(\$53,781.56)	(\$106,314.28)	(\$122,740)	\$16,425.72	-13%

**MD of Mackenzie  
41-Water Services  
31, December 2003**

	2002 Actual	YTD 2003	2003	\$ Budget	% Budget
	Total	Actual	Budget	Remaining	Remaining
<b>REVENUE</b>					
124-FRONTAGE	\$81,815.30	\$81,828.25	\$84,000	(\$2,171.75)	-3%
420-SALES OF GOODS & SERVICES	\$10,570.87	\$10,270.00	\$11,300	(\$1,030.00)	-9%
421-SALE OF WATER -METERED	\$484,641.02	\$511,436.91	\$479,000	\$32,436.91	7%
422-SALE OF WATER-BULK	\$283,803.35	\$310,161.91	\$280,000	\$30,161.91	11%
511-PENALTIES ON AR & UTILITIES	\$15,714.03	\$19,952.33	\$15,000	\$4,952.33	33%
840-PROVINCIAL GRANTS	\$1,517.90	\$963.74	\$964	(\$0.26)	0%
<b>TOTAL REVENUE</b>	<b>\$878,062.47</b>	<b>\$934,613.14</b>	<b>\$870,264</b>	<b>\$64,349.14</b>	<b>7%</b>
<b>EXPENDITURE</b>					
110-WAGES & SALARIES	\$241,903.87	\$267,408.13	\$283,816	\$16,407.87	6%
132-BENEFITS	\$33,082.20	\$32,589.35	\$42,700	\$10,110.65	24%
136-WCB CONTRIBUTIONS	\$4,120.00	\$4,973.17	\$5,160	\$186.83	4%
150-ISOLATION COSTS	\$12,188.50	\$6,263.30	\$10,150	\$3,886.70	38%
211-TRAVEL & SUBSISTENCE	\$21,220.52	\$17,913.20	\$20,658	\$2,744.80	13%
214-MEMBERSHIP/CONFERENCE FEES	\$684.48	\$456.76	\$1,000	\$543.24	54%
215-FREIGHT	\$28,451.10	\$37,018.53	\$30,000	(\$7,018.53)	-23%
217-TELEPHONE	\$16,711.86	\$17,693.22	\$17,400	(\$293.22)	-2%
221-ADVERTISING	\$1,300.49	\$943.54	\$1,000	\$56.46	6%
223-SUBSCRIPTIONS & PUBLICATIONS		\$353.76	\$1,000	\$646.24	65%
232-LEGAL	\$1,611.75	\$1,214.97	\$2,000	\$785.03	39%
233-ENGINEERING CONSULTING	\$8,805.93	\$14,926.65	\$13,000	(\$1,926.65)	-15%
235-PROFESSIONAL FEES	\$20,371.12	\$15,965.24	\$26,100	\$10,134.76	39%
239-TRAINING & EDUCATION	\$7,279.23	\$3,585.32	\$13,700	\$10,114.68	74%
252-BUILDING REPAIRS & MAINTENANCE	\$9,817.81	\$17,207.61	\$14,000	(\$3,207.61)	-23%
253-EQUIPMENT REPAIR	\$19,447.21	\$37,841.87	\$29,950	(\$7,891.87)	-26%
255-VEHICLE REPAIR	\$3,122.56	\$9,552.58	\$9,000	(\$552.58)	-6%
259-STRUCTURAL R&M (ROADS, SEWERS, WATE	\$86,365.67	\$48,268.63	\$56,100	\$7,831.37	14%
263-VEHICLE & EQUIPMENT LEASE OR RENTAL	\$5,174.80	\$2,112.99	\$5,450	\$3,337.01	61%
266-COMMUNICATIONS	\$3,744.33	\$3,822.71	\$4,000	\$177.29	4%
271-LICENSES & PERMITS	\$103.41	\$154.50	\$1,000	\$845.50	85%
272-DAMAGE CLAIMS	\$1,107.41		\$5,000	\$5,000.00	100%
274-INSURANCE	\$15,112.77	\$13,317.27	\$10,730	(\$2,587.27)	-24%
511-GOODS AND SUPPLIES	\$63,310.94	\$69,072.83	\$59,600	(\$9,472.83)	-16%
521-FUEL & OIL	\$20,635.09	\$20,513.82	\$20,200	(\$313.82)	-2%
531-CHEMICALS/SALT	\$80,893.10	\$80,774.06	\$78,000	(\$2,774.06)	-4%
543-NATURAL GAS	\$24,204.75	\$36,100.85	\$24,500	(\$11,600.85)	-47%
544-ELECTRICAL POWER	\$99,473.01	\$137,163.43	\$109,000	(\$28,163.43)	-26%
762-CONTRIBUTED TO CAPITAL	\$90,276.13	\$11,006.18	\$15,000	\$3,993.82	27%
763-CONTRIBUTED TO CAPITAL RESERVE		\$516,668.00	\$516,668		
831-INTEREST-LONG TERM DEBT	\$66,094.25	\$57,229.38	\$57,230	\$0.62	0%
832-PRINCIPAL - LONG TERM DEBT	\$100,354.23	\$108,954.61	\$108,955		
921-BAD DEBT EXPENSE		\$2,408.98	\$5,000	\$2,591.02	52%
<b>TOTAL EXPENDITURES</b>	<b>\$1,086,968.52</b>	<b>\$1,593,475.44</b>	<b>\$1,597,067</b>	<b>\$3,591.17</b>	<b>0%</b>
<b>SURPLUS</b>	<b>(\$208,906.05)</b>	<b>(\$658,862.30)</b>	<b>(\$726,803)</b>	<b>\$67,940.31</b>	<b>-9%</b>

**MD of Mackenzie  
42-Sewer Services  
31, December 2003**

	<u>2002 Actual</u>	<u>YTD 2003</u>	<u>2003</u>	<u>\$ Budget</u>	<u>% Budget</u>
	<u>Total</u>	<u>Actual</u>	<u>Budget</u>	<u>Remaining</u>	<u>Remaining</u>
<b>REVENUE</b>					
124-FRONTAGE	\$69,475.41	\$69,498.90	\$75,000	(\$5,501.10)	-7%
421-SALE OF WATER -METERED	\$198,026.22	\$205,640.23	\$199,000	\$6,640.23	3%
<b>TOTAL REVENUE</b>	<b>\$267,501.63</b>	<b>\$275,139.13</b>	<b>\$274,000</b>	<b>\$1,139.13</b>	<b>0%</b>
<b>EXPENDITURE</b>					
110-WAGES & SALARIES	\$132,170.08	\$150,928.89	\$162,006	\$11,077.11	7%
132-BENEFITS	\$20,208.32	\$16,145.95	\$25,850	\$9,704.05	38%
136-WCB CONTRIBUTIONS	\$2,736.00	\$2,859.34	\$2,965	\$105.66	4%
150-ISOLATION COSTS		\$2,065.75	\$2,880	\$814.25	28%
217-TELEPHONE	\$3,077.61	\$2,440.74	\$3,060	\$619.26	20%
232-LEGAL			\$2,000	\$2,000.00	100%
233-ENGINEERING CONSULTING		\$972.32	\$11,000	\$10,027.68	91%
235-PROFESSIONAL FEES	\$377.97	\$1,052.44	\$3,600	\$2,547.56	71%
252-BUILDING REPAIRS & MAINTENANCE	\$238.16	\$5,841.48	\$6,500	\$658.52	10%
253-EQUIPMENT REPAIR	\$3,589.73	\$5,292.55	\$7,100	\$1,807.45	25%
259-STRUCTURAL R&M (ROADS, SEWERS, WATE	\$14,664.86	\$15,917.98	\$26,000	\$10,082.02	39%
263-VEHICLE & EQUIPMENT LEASE OR RENTAL	\$4,251.45	\$1,877.02	\$5,400	\$3,522.98	65%
272-DAMAGE CLAIMS		(\$35,291.75)	\$5,000	\$40,291.75	806%
274-INSURANCE	\$3,880.40	\$6,623.62	\$5,240	(\$1,383.62)	-26%
511-GOODS AND SUPPLIES	\$9,226.80	\$8,498.85	\$9,500	\$1,001.15	11%
531-CHEMICALS/SALT	\$2,657.41	\$2,210.37	\$5,700	\$3,489.63	61%
543-NATURAL GAS	\$2,908.83	\$3,164.22	\$4,050	\$885.78	22%
544-ELECTRICAL POWER	\$11,822.84	\$17,684.53	\$16,800	(\$884.53)	-5%
762-CONTRIBUTED TO CAPITAL		\$18,150.43	\$20,000	\$1,849.57	9%
831-INTEREST-LONG TERM DEBT	\$32,326.29	\$35,503.02	\$49,900	\$14,396.98	29%
832-PRINCIPAL - LONG TERM DEBT	\$51,401.98	\$57,104.70	\$92,230	\$35,125.30	38%
<b>TOTAL EXPENDITURES</b>	<b>\$295,538.73</b>	<b>\$319,042.45</b>	<b>\$466,781</b>	<b>\$147,738.55</b>	<b>32%</b>
<b>SURPLUS</b>	<b>(\$28,037.10)</b>	<b>(\$43,903.32)</b>	<b>(\$192,781)</b>	<b>\$148,877.68</b>	<b>-77%</b>

**MD of Mackenzie**  
**43-Solid Waste Disposal**  
**31, December 2003**

	<u>2002 Actual</u>	<u>YTD 2003</u>	<u>2003</u>	<u>\$ Budget</u>	<u>% Budget</u>
	<u>Total</u>	<u>Actual</u>	<u>Budget</u>	<u>Remaining</u>	<u>Remaining</u>
<b>REVENUE</b>					
420-SALES OF GOODS & SERVICES		\$11,995.00	\$17,000	(\$5,005.00)	-29%
<b>TOTAL REVENUE</b>		<b>\$11,995.00</b>	<b>\$17,000</b>	<b>(\$5,005.00)</b>	<b>-29%</b>
<b>EXPENDITURE</b>					
110-WAGES & SALARIES	\$16,338.78	\$11,125.39	\$6,929	(\$4,196.39)	-61%
132-BENEFITS	\$2,589.70	\$1,749.16	\$1,500	(\$249.16)	-17%
136-WCB CONTRIBUTIONS	\$1,317.00	\$84.94	\$85	\$0.06	0%
232-LEGAL			\$2,000	\$2,000.00	100%
235-PROFESSIONAL FEES	\$503,860.90	\$329,169.07	\$380,500	\$51,330.93	13%
239-TRAINING & EDUCATION		\$24.06	\$1,000	\$975.94	98%
252-BUILDING REPAIRS & MAINTENANCE	\$2,451.38	\$3,505.57	\$5,250	\$1,744.43	33%
253-EQUIPMENT REPAIR	\$1,262.15	\$1,534.03	\$7,250	\$5,715.97	79%
271-LICENSES & PERMITS	\$204.50				
272-DAMAGE CLAIMS			\$5,000	\$5,000.00	100%
511-GOODS AND SUPPLIES	\$2,144.12	\$3,344.35	\$3,200	(\$144.35)	-5%
544-ELECTRICAL POWER	\$4,899.22	\$7,599.84	\$6,000	(\$1,599.84)	-27%
762-CONTRIBUTED TO CAPITAL	\$65,834.45	\$29,471.45	\$30,000	\$528.55	2%
<b>TOTAL EXPENDITURES</b>	<b>\$600,902.20</b>	<b>\$387,607.86</b>	<b>\$448,714</b>	<b>\$61,106.14</b>	<b>14%</b>
<b>SURPLUS</b>	<b>(\$600,902.20)</b>	<b>(\$375,612.86)</b>	<b>(\$431,714)</b>	<b>\$56,101.14</b>	<b>-13%</b>

**MD of Mackenzie**  
**51-Family & Community Services**  
**31, December 2003**

	<u>2002 Actual</u>	<u>YTD 2003</u>	<u>2003</u>	<u>\$ Budget</u>	<u>% Budget</u>
	<u>Total</u>	<u>Actual</u>	<u>Budget</u>	<u>Remaining</u>	<u>Remaining</u>
REVENUE					
840-PROVINCIAL GRANTS	\$164,336.00	\$172,287.00	\$175,093	(\$2,806.00)	-2%
TOTAL REVENUE	\$164,336.00	\$172,287.00	\$175,093	(\$2,806.00)	-2%
EXPENDITURE					
211-TRAVEL & SUBSISTENCE	\$430.38				
214-MEMBERSHIP/CONFERENCE FEES	\$250.00				
255-VEHICLE REPAIR	\$648.22	\$2,025.93	\$4,500	\$2,474.07	55%
274-INSURANCE	\$2,200.00	\$2,626.41	\$2,300	(\$326.41)	-14%
710-GRANTS TO LOCAL GOVERNMENTS	\$22,906.00	\$22,906.00	\$22,906		
735-GRANTS TO OTHER ORGANIZATIONS	\$338,061.70	\$353,153.00	\$331,616	(\$21,537.00)	-6%
TOTAL EXPENDITURES	\$364,496.30	\$380,711.34	\$361,322	(\$19,389.34)	-5%
SURPLUS	(\$200,160.30)	(\$208,424.34)	(\$186,229)	(\$22,195.34)	12%

**MD of Mackenzie  
61-Planning & Development  
31, December 2003**

	<u>2002 Actual</u>	<u>YTD 2003</u>	<u>2003</u>	<u>\$ Budget</u>	<u>% Budget</u>
	<u>Total</u>	<u>Actual</u>	<u>Budget</u>	<u>Remaining</u>	<u>Remaining</u>
<b>REVENUE</b>					
420-SALES OF GOODS & SERVICES	\$1,330.00	\$2,278.47	\$1,000	\$1,278.47	128%
520-LICENSES & PERMITS	\$18,507.87	\$19,132.17	\$15,000	\$4,132.17	28%
526-SAFETY CODE PERMITS	\$34,198.00	\$26,443.41	\$26,500	(\$56.59)	0%
560-RENTAL & LEASE REVENUE	\$69,934.30	(\$19,522.00)	\$17,000	(\$36,522.00)	-215%
<b>TOTAL REVENUE</b>	<b>\$123,970.17</b>	<b>\$28,332.05</b>	<b>\$59,500</b>	<b>(\$31,167.95)</b>	<b>-52%</b>
<b>EXPENDITURE</b>					
110-WAGES & SALARIES	\$112,927.55	\$130,953.61	\$123,000	(\$7,953.61)	-6%
132-BENEFITS	\$14,877.63	\$19,288.30	\$20,400	\$1,111.70	5%
136-WCB CONTRIBUTIONS	\$1,642.00	\$2,118.55	\$2,200	\$81.45	4%
151-HONORARIA	\$625.00	\$750.00	\$2,400	\$1,650.00	69%
211-TRAVEL & SUBSISTENCE	\$6,115.67	\$7,522.33	\$6,500	(\$1,022.33)	-16%
214-MEMBERSHIP/CONFERENCE FEES		\$1,306.03	\$1,500	\$193.97	13%
217-TELEPHONE	\$2,926.98	\$1,313.35	\$3,000	\$1,686.65	56%
221-ADVERTISING	\$27,772.12	\$20,098.08	\$25,000	\$4,901.92	20%
232-LEGAL	\$3,297.26	\$16,755.07	\$5,000	(\$11,755.07)	-235%
235-PROFESSIONAL FEES	\$80,235.85	\$60,985.53	\$80,000	\$19,014.47	24%
239-TRAINING & EDUCATION	\$1,633.50	\$2,354.12	\$6,000	\$3,645.88	61%
255-VEHICLE REPAIR	\$862.71	\$231.21	\$2,000	\$1,768.79	88%
267-AVL MAINTENANCE	\$1,597.95	\$2,237.20	\$2,420	\$182.80	8%
274-INSURANCE	\$1,900.40	\$2,835.39	\$2,400	(\$435.39)	-18%
511-GOODS AND SUPPLIES	\$10,236.21	\$12,061.24	\$9,000	(\$3,061.24)	-34%
521-FUEL & OIL	\$5,024.43	\$2,855.78	\$3,000	\$144.22	5%
<b>TOTAL EXPENDITURES</b>	<b>\$271,675.26</b>	<b>\$283,665.79</b>	<b>\$293,820</b>	<b>\$10,154.21</b>	<b>3%</b>
<b>SURPLUS</b>	<b>(\$147,705.09)</b>	<b>(\$255,333.74)</b>	<b>(\$234,320)</b>	<b>(\$21,013.74)</b>	<b>9%</b>

**MD of Mackenzie  
63-Agriculture  
31, December 2003**

	<u>2002 Actual</u>	<u>YTD 2003</u>	<u>2003</u>	<u>\$ Budget</u>	<u>% Budget</u>
	<u>Total</u>	<u>Actual</u>	<u>Budget</u>	<u>Remaining</u>	<u>Remaining</u>
<b>REVENUE</b>					
420-SALES OF GOODS & SERVICES	\$56.73		\$1,500	(\$1,500.00)	-100%
560-RENTAL & LEASE REVENUE	\$13,755.13	\$9,800.00	\$10,500	(\$700.00)	-7%
840-PROVINCIAL GRANTS	\$45,946.10	\$44,000.00	\$66,000	(\$22,000.00)	-33%
<b>TOTAL REVENUE</b>	<b>\$59,757.96</b>	<b>\$53,800.00</b>	<b>\$78,000</b>	<b>(\$24,200.00)</b>	<b>-31%</b>
<b>EXPENDITURE</b>					
110-WAGES & SALARIES	\$79,708.20	\$81,024.55	\$88,000	\$6,975.45	8%
132-BENEFITS	\$10,657.03	\$10,239.45	\$10,200	(\$39.45)	0%
136-WCB CONTRIBUTIONS	\$1,604.00	\$1,580.06	\$1,640	\$59.94	4%
151-HONORARIA	\$4,375.00	\$5,989.86	\$6,000	\$10.14	0%
211-TRAVEL & SUBSISTENCE	\$6,980.65	\$10,073.59	\$8,000	(\$2,073.59)	-26%
214-MEMBERSHIP/CONFERENCE FEES	\$1,412.63	\$2,886.00	\$1,000	(\$1,886.00)	-189%
215-FREIGHT	\$121.95	\$322.72	\$200	(\$122.72)	-61%
217-TELEPHONE	\$722.24	\$835.54	\$1,100	\$264.46	24%
221-ADVERTISING	\$3,238.79	\$1,987.70	\$2,500	\$512.30	20%
223-SUBSCRIPTIONS & PUBLICATIONS	\$227.30	\$100.94	\$500	\$399.06	80%
233-ENGINEERING CONSULTING	\$29,194.07	\$43,902.29	\$55,000	\$11,097.71	20%
239-TRAINING & EDUCATION	\$1,887.22	\$1,635.04	\$2,000	\$364.96	18%
253-EQUIPMENT REPAIR	\$2,113.15	\$1,243.83	\$2,000	\$756.17	38%
255-VEHICLE REPAIR	\$829.20	\$2,020.07	\$2,500	\$479.93	19%
259-STRUCTURAL R&M (ROADS, SEWERS, WATE	\$298,736.04	\$310,582.40	\$329,000	\$18,417.60	6%
262-BUILDING & LAND RENTAL	\$972.25		\$1,000	\$1,000.00	100%
263-VEHICLE & EQUIPMENT LEASE OR RENTAL	\$1,628.36	\$2,972.57	\$4,000	\$1,027.43	26%
266-COMMUNICATIONS	\$822.79	\$762.67	\$1,000	\$237.33	24%
272-DAMAGE CLAIMS			\$5,000	\$5,000.00	100%
274-INSURANCE	\$5,571.15	\$8,231.03	\$6,150	(\$2,081.03)	-34%
511-GOODS AND SUPPLIES	\$9,876.43	\$5,684.02	\$6,000	\$315.98	5%
521-FUEL & OIL	\$9,955.91	\$13,649.49	\$11,000	(\$2,649.49)	-24%
531-CHEMICALS/SALT	\$21,321.04	\$15,868.74	\$25,000	\$9,131.26	37%
735-GRANTS TO OTHER ORGANIZATIONS	\$31,000.00	\$30,200.00	\$32,000	\$1,800.00	6%
763-CONTRIBUTED TO CAPITAL RESERVE	\$250,000.00	\$250,000.00	\$250,000		
<b>TOTAL EXPENDITURES</b>	<b>\$772,955.40</b>	<b>\$801,792.56</b>	<b>\$850,790</b>	<b>\$48,997.44</b>	<b>6%</b>
<b>SURPLUS</b>	<b>(\$713,197.44)</b>	<b>(\$747,992.56)</b>	<b>(\$772,790)</b>	<b>\$24,797.44</b>	<b>-3%</b>

**MD of Mackenzie  
64-Veterinary Service  
31, December 2003**

	<u>2002 Actual</u>	<u>YTD 2003</u>	<u>2003</u>	<u>\$ Budget</u>	<u>% Budget</u>
	<u>Total</u>	<u>Actual</u>	<u>Budget</u>	<u>Remaining</u>	<u>Remaining</u>
REVENUE					
560-RENTAL & LEASE REVENUE	\$1,800.00	\$1,950.00	\$1,800	\$150.00	8%
TOTAL REVENUE	\$1,800.00	\$1,950.00	\$1,800	\$150.00	8%
EXPENDITURE					
151-HONORARIA		\$143.52	\$750	\$606.48	81%
211-TRAVEL & SUBSISTENCE			\$400	\$400.00	100%
235-PROFESSIONAL FEES	\$60,978.10	\$69,054.77	\$61,500	(\$7,554.77)	-12%
543-NATURAL GAS	\$557.23	\$830.89	\$650	(\$180.89)	-28%
544-ELECTRICAL POWER	\$2,674.64	\$2,466.27	\$2,800	\$333.73	12%
TOTAL EXPENDITURES	\$64,209.97	\$72,495.45	\$66,100	(\$6,395.45)	-10%
SURPLUS	(\$62,409.97)	(\$70,545.45)	(\$64,300)	(\$6,245.45)	10%



**MD of Mackenzie  
66-Subdivision  
31, December 2003**

	<u>2002 Actual</u>	<u>YTD 2003</u>	<u>2003</u>	<u>\$ Budget</u>	<u>% Budget</u>
	<u>Total</u>	<u>Actual</u>	<u>Budget</u>	<u>Remaining</u>	<u>Remaining</u>
REVENUE					
424-SALE OF LAND		\$54,869.85	\$38,200	\$16,669.85	44%
TOTAL REVENUE		\$54,869.85	\$38,200	\$16,669.85	44%
EXPENDITURE					
221-ADVERTISING	\$823.42	\$20.60	\$2,500	\$2,479.40	99%
235-PROFESSIONAL FEES		\$10,106.51	\$5,000	(\$5,106.51)	-102%
764-CONTRIBUTED TO OPERATING RESERVE		\$24,678.23	\$10,700	(\$13,978.23)	-131%
991-WRITE OFFS-INVENTORIES	\$64,359.77				
992-COST OF LAND SOLD		\$20,064.51	\$20,000	(\$64.51)	0%
TOTAL EXPENDITURES	\$65,183.19	\$54,869.85	\$38,200	(\$16,669.85)	-44%
SURPLUS	(\$65,183.19)				

**MD of Mackenzie  
71-Recreation Boards  
31, December 2003**

	<u>2002 Actual</u>	<u>YTD 2003</u>	<u>2003</u>	<u>\$ Budget</u>	<u>% Budget</u>
	<u>Total</u>	<u>Actual</u>	<u>Budget</u>	<u>Remaining</u>	<u>Remaining</u>
REVENUE					
920-CONTRIBUTED FROM CAPITAL RESERVE		\$30,000.00		\$30,000.00	
930-CONTRIBUTION FROM OPERATING RESERV	\$10,403.36				
TOTAL REVENUE	\$10,403.36	\$30,000.00		\$30,000.00	
EXPENDITURE					
710-GRANTS TO LOCAL GOVERNMENTS	\$99,904.00	\$99,904.00	\$99,904		
735-GRANTS TO OTHER ORGANIZATIONS	\$365,903.36	\$500,350.00	\$440,350	(\$60,000.00)	-14%
763-CONTRIBUTED TO CAPITAL RESERVE	\$60,000.00	\$30,000.00		(\$30,000.00)	
TOTAL EXPENDITURES	\$525,807.36	\$630,254.00	\$540,254	(\$90,000.00)	-17%
SURPLUS	(\$515,404.00)	(\$600,254.00)	(\$540,254)	(\$60,000.00)	11%

**MD of Mackenzie  
73-Tourism  
31, December 2003**

	<u>2002 Actual</u>	<u>YTD 2003</u>	<u>2003</u>	<u>\$ Budget</u>	<u>% Budget</u>
	<u>Total</u>	<u>Actual</u>	<u>Budget</u>	<u>Remaining</u>	<u>Remaining</u>
REVENUE					
930-CONTRIBUTION FROM OPERATING RESERV		\$13,000.00	\$13,000		
TOTAL REVENUE		\$13,000.00	\$13,000	.	
EXPENDITURE					
214-MEMBERSHIP/CONFERENCE FEES	\$7,980.00	\$9,579.00	\$8,829	(\$750.00)	-8%
221-ADVERTISING	\$1,893.75		\$2,300	\$2,300.00	100%
511-GOODS AND SUPPLIES		\$4,087.19	\$15,000	\$10,912.81	73%
763-CONTRIBUTED TO CAPITAL RESERVE	\$13,000.00				
764-CONTRIBUTED TO OPERATING RESERVE		\$10,912.81		(\$10,912.81)	
TOTAL EXPENDITURES	\$22,873.75	\$24,579.00	\$26,129	\$1,550.00	6%
SURPLUS	(\$22,873.75)	(\$11,579.00)	(\$13,129)	\$1,550.00	-12%

**MD of Mackenzie  
74-Library Service  
31, December 2003**

	<u>2002 Actual</u> <u>Total</u>	<u>YTD 2003</u> <u>Actual</u>	<u>2003</u> <u>Budget</u>	<u>\$ Budget</u> <u>Remaining</u>	<u>% Budget</u> <u>Remaining</u>
REVENUE					
EXPENDITURE					
710-GRANTS TO LOCAL GOVERNMENTS	\$7,165.00	\$7,165.00	\$7,165		
735-GRANTS TO OTHER ORGANIZATIONS	<u>\$52,000.00</u>	<u>\$75,000.00</u>	<u>\$75,000</u>		
TOTAL EXPENDITURES	\$59,165.00	\$82,165.00	\$82,165		
SURPLUS	<u>(\$59,165.00)</u>	<u>(\$82,165.00)</u>	<u>(\$82,165)</u>		

**MD of Mackenzie  
85-Requisitions  
31, December 2003**

	<u>2002 Actual</u> <u>Total</u>	<u>YTD 2003</u> <u>Actual</u>	<u>2003</u> <u>Budget</u>	<u>\$ Budget</u> <u>Remaining</u>	<u>% Budget</u> <u>Remaining</u>
REVENUE					
EXPENDITURE					
747-SCHOOL FOUNDATION PROGRAMS	\$5,696,875.91	\$6,184,600.65	\$6,184,601	\$0.35	
750-SENIORS FOUNDATION	\$315,444.52	\$337,394.24	\$337,394	(\$0.24)	0%
TOTAL EXPENDITURES	\$6,012,320.43	\$6,521,994.89	\$6,521,995	\$0.11	
SURPLUS	(\$6,012,320.43)	(\$6,521,994.89)	(\$6,521,995)	\$0.11	

**MD of Mackenzie**  
**97-Other Transfers**  
**31, December 2003**

	<u>2002 Actual</u>	<u>YTD 2003</u>	<u>2003</u>	<u>\$ Budget</u>	<u>% Budget</u>
	<u>Total</u>	<u>Actual</u>	<u>Budget</u>	<u>Remaining</u>	<u>Remaining</u>
REVENUE					
EXPENDITURE					
763-CONTRIBUTED TO CAPITAL RESERVE	\$1,059,415.25				
TOTAL EXPENDITURES	\$1,059,415.25				
SURPLUS	(\$1,059,415.25)				

MD of Mackenzie  
February 17/2004

Description	Grant Funding (estimated)	Cost to Date \$	Budget \$	Variance (Cost to Budget) \$	Variance (Cost to Budget) %	Percentage of Completion %	Estimated Completion Date	Progress Comment
<b>Administration</b>								
Furniture & Equipment		51,278.10	51,973	695	1.3%	100%		Completed
PC's, Peripherals & Equipment		17,284.92	15,000	(2,285)	(15.2%)	100%		Completed
NT Server		12,360.48	12,000	(360)	(3.0%)	100%		Completed
FV MD Office-Landscaping		16,518.15	22,500	5,982	26.6%	75%	2004	Carryforward to 2004
Mustus Lake Centre-Paving	25,000	73,014.78	72,500	(515)	(0.7%)	100%		Completed
LC Building Renovations		23,983.80	15,000	(8,984)	(59.9%)	100%		Completed
EOC Power Connection-Mustus Lake Centre		7,519.01	7,300	(219)	(3.0%)	100%		Completed
FV Administration Building		185,293.85	181,067	(4,227)	(2.3%)	100%		Completed
R.E.D.I.		8,788.64	75,000	66,211	88.3%		2004	Carryforward to 2004
<b>Total Administration</b>	<b>25,000</b>	<b>396,041.73</b>	<b>452,340</b>	<b>56,298</b>	<b>12.4%</b>			
<b>Fire Department</b>								
FV Fire Hall Overhead Doors		10,506.02	9,700	(806)	(8.3%)	100%		Completed - CIP grant denied
Ice/Water Rescue Unit-FV	2,675		5,350	5,350	100.0%	0%	Apr 30,2004	2003 Carry Forward - received CIP grant
Fire Truck-Pumper	71,500	275,000.24	275,000	(0)	(0.0%)	100%		Completed - Muni-grant recieved
La Crete Overhead Door Replacement	4,850	11,285.73	9,335	(1,951)	(20.9%)	100%		Completed - CIP grant received
FV Fire Hall Paving	3,000	3,811.01	6,000	2,189	36.5%	100%		Completed - CIP grant received
Hazmat SCBA-High Pressure-LCFD	10,000	20,291.37	20,000	(291)	(1.5%)	100%		Completed - CIP grant received
SCBA Cascade System-LCFD	13,500	37,977.82	38,000	22	0.1%			Completed - CIP grant received
Hazmat Protective Suit			5,681	5,681	100.0%		June 30,2004	Carryforward to 2004
Rescue Unit		168,191.09	162,000	(6,191)	(3.8%)	100%		Completed - Muni-grant recieved
Zama Fire Rescue Lot Cleanup	2,500	6,422.06	4,063	(2,359)	(58.1%)	100%		Completed
Fire Trailer & Storage Shed in Blue Hills		7,977.03	15,000	7,023	46.8%	50%		Carryforward to 2004
<b>Total Fire Department</b>	<b>108,025</b>	<b>541,462.37</b>	<b>550,129</b>	<b>8,667</b>	<b>1.6%</b>			
<b>Ambulance</b>								
Renovations to LC Ambulance Building	7,175	16,245.47	14,350	(1,895)	(13.2%)	100%		Completed
Regional Dispatch Equipment	15,000	2,048.93	45,000	42,951	95.4%		31-Jul-04	Carryforward to 2004
Upgrade of Defibrillator-LC Ambulance		9,383.03	25,000	15,617	62.5%	100%		Completed
<b>Total Ambulance</b>	<b>22,175</b>	<b>27,677.43</b>	<b>84,350</b>	<b>56,673</b>	<b>67.2%</b>			
<b>Transportation</b>								
GIS			30,000	30,000	100.0%			Carryforward to 2004

MD of Mackenzie  
February 17/2004

Description	Grant Funding (estimated)	Cost to Date \$	Budget \$	Variance (Cost to Budget) \$	Variance (Cost to Budget) %	Percentage of Completion %	Estimated Completion Date	Progress Comment
FV Walking Trails		4,438.27	20,000	15,562	77.8%			Committee is formed
LC Walking Trails		41,649.81	20,000	(21,650)	(108.2%)	100%		Completed for 2003
Zama Walking Trails			20,000	20,000	100.0%			Committee is formed
Equipment Shelter - La Crete		16,980.87	20,000	3,019	15.1%	100%		Completed
Playground/Park-Mackenzie Housing		14,776.33	22,000	7,224	32.8%			Carryforward to 2004
Playground in La Crete - behind MD office		56,663.81	50,000	(6,664)	(13.3%)			Completed for 2003
Bridge Repair - Heliport Road Bridge	540,000	33,420.73	600,000	566,579	94.4%	5%		Contractor is currently getting the required bonding.
Bridge Repair	235,000	13,104.00	285,000	271,896	95.4%	5%		One bridge project has been authorized and is proceeding. The remaining are still awaiting approval from AT.
Concrete Pad in Zama for Salt & Sand		30,809.42	23,000	(7,809)	(34.0%)	100%		Completed
Street Lighting			30,000	30,000	100.0%	1%	2004	Carryforward to 2004
Private Developer(4 subdiv. In LC)			330,000	330,000	100.0%	100%		Completed - advertising costs allocated to operating expenditures
RV Dump in La Crete		6,538.40	8,000	1,462	18.3%	100%		Completed
Shoulder Pull		80,519.25	100,000	19,481	19.5%	100%		Completed
94th Avenue East Paving - LC	35,040	79,675.28	75,190	(4,485)	(6.0%)	90%		Completed
Heliport Road	452,288	616,964.02	698,855	81,891	11.7%	100%		Completed
Lighter Curve at RL Road Eastern Curve		14,904.55	82,500	67,595	81.9%	5%		Engineering in progress. New budget for 2004
Wolfe Lake Road - Straighten Curve		90,315.77	111,500	21,184	19.0%	100%		Completed
SW 22-103-17-5 Phillip Peters		20,765.86	41,000	20,234	49.4%	100%		Completed
NW 23-106-11-5 Abram Gerbrandt		59,451.58	80,000	20,548	25.7%	100%		Completed
SE 21-109-15-5 David Driedger		26,280.70	41,000	14,719	35.9%	100%		Completed
SW 6-109-19-5 Jake Elias		65,826.38	30,000	(35,826)	(119.4%)	15%	30-Nov	Completed
NW 14-106-12-5 Thomas Teichroeb		52,264.97	60,000	7,735	12.9%	100%		Completed
Calvin Clarke Access		20,443.09	40,600	20,157	49.6%	100%		Completed
West of LC Co-op		65,123.61	70,000	4,876	7.0%	100%		Completed
Rejuvenate Cold Mix in Zama		101,550.69	100,000	(1,551)	(1.6%)	100%		Completed
Slide area along River Road - FV			155,000	155,000	100.0%	5%	2004	Carryforward to 2004
Sidewalk Install - J.L. Investment		23,956.16	32,100	8,144	25.4%	100%		Completed
Sidewalk Install - Vanguard Realty		7,603.63	11,500	3,896	33.9%	100%		Completed
LC 100th Ave		33,030.01	41,000	7,970	19.4%	100%		Completed
LC 89th Ave - Storm Sewer (SIP grant applied)	128,689	184,949.86	181,200	(3,750)	(2.1%)	100%	June 30/03	Completed
River Road from Church to 50th Street	133,459	631,273.26	735,000	103,727	14.1%	99%	31-Oct	Substantially complete - minor cleanup remaining, will be completed in spring 2004.
46th Ave from 50th to 52nd Street	43,985	180,243.52	225,000	44,756	19.9%	99%	31-Oct	Substantially complete - minor cleanup remaining, will be completed in spring 2004.



MD of Mackenzie  
February 17/2004


Description	Grant Funding (estimated)	Cost to Date \$	Budget \$	Variance (Cost to Budget) \$	Variance (Cost to Budget) %	Percentage of Completion %	Estimated Completion Date	Progress Comment
48th Ave from 52th Street to 50th Street (SIP)	82,840	235,687.20	240,000	4,313	1.8%	99%	31-Oct	Substantially complete - minor cleanup remaining, will be completed in spring 2004.
Grader Replacement		353,238.41	350,000	(3,238)	(0.9%)	100%		Completed
One Ton Flat Deck 4x4 with plow		36,947.40	40,000	3,053	7.6%	100%		Completed
3 Trucks @ 33,000 each		93,095.99	99,000	5,904	6.0%	100%		Completed
Minor Small Equipment		29,424.67	22,000	(7,425)	(33.7%)	100%		Completed
Tractors & Mowers		75,025.30	60,000	(15,025)	(25.0%)	100%		Completed
Hydraulic Windrow Eliminator System		39,327.42	24,000	(15,327)	(63.9%)	100%		Completed
Utilities Trailer		12,000.27	12,000	(0)	(0.0%)	100%		Completed
One-way plow		0.00	17,000	17,000	100.0%			Deleted
Used Grader		153,010.32	155,000	1,990	1.3%	100%		Completed
LC 100th Street Construction		57,492.99	166,585	109,092	65.5%	100%		Completed
Rocky Lane Bridge - BF 74193		283,061.99	241,491	(41,571)	(17.2%)	100%		Completed
Gravel Exploration		22,777.04	107,594	84,817	78.8%			Carryforward to 2004
Bridge - BF 76507		17,505.00	7,000	(10,505)	(150.1%)	100%		Completed
Bridge - BF 80678		5,917.00	1,500	(4,417)	(294.5%)	100%		Completed
FV Shop		126,263.26	144,510	18,247	12.6%	90%		Possession date was October 31, 2003. La Prairie Group will continue leasing until May, 2004.
John Wiebe Ditch		0.00	30,948	30,948	100.0%	100%		Completed
Zama Street Improvement		154,978.55	152,874	(2,105)	(1.4%)	99%		Completed
Rosenberger Drainage	1,500,000	618,674.59	1,500,000	881,325	58.8%			Completed Phase 1
La Crete Walking Trails - reimbursement		35,641.64		(35,642)				Reimbursed LC walking trails for 2002 materials and equipment/labour costs - Road Reserve funds.
<b>Total Transportation</b>	<b>3,151,301</b>	<b>4,923,593</b>	<b>7,740,947</b>	<b>2,817,354</b>	<b>36.4%</b>			
<b>Airport</b>								
Zama Airport Upgrading			50,000	50,000	100.0%			Carryforward to 2004
<b>Total Airport</b>		<b>0.00</b>	<b>50,000</b>	<b>50,000</b>	<b>100.0%</b>			
<b>Water Distribution</b>								
Cathodic Protection Program		11,006.18	15,000	15,000	100.0%	0%	30-Dec	Completed
La Crete Water System Upgrade	3,520,000	257,093.19	5,665,000	5,407,907	95.5%	5%		Design is approximately 75% complete.
Chlorine Gas Conversion		7,345.87	9,780	9,780	100.0%	100%		Completed

MD of Mackenzie  
February 17/2004

Description	Grant Funding (estimated)	Cost to Date \$	Budget \$	Variance (Cost to Budget) \$	Variance (Cost to Budget) %	Percentage of Completion %	Estimated Completion Date	Progress Comment
<b>Total Water Distribution</b>	3,520,000	275,445.24	5,689,780	5,432,687	95.5%			
<b>Sewer Service</b>								
Replacement of Valves at Lagoons		18,150.43	20,000	1,850	9.2%			Completed
<b>Total Sewer Service</b>		18,150.43	20,000	1,850	9.2%			
<b>Garbage Disposal</b>								
40 Cubic Yard Bins		29,471.45	30,000	529	2.0%	100%		Completed
Regional Landfill-88 Connector		3,937.07	27,640	23,703	86.0%			Carryforward to 2004
Buffalo Head Prairie Transfer Station		16,200.22	14,692	(1,508)	(10.0%)	100%		Completed
<b>Total Garbage Disposal</b>		42,656.61	72,332	22,723	31.0%			
<b>Agriculture</b>								
HL East	395,823	218,145.72	627,233	409,087	97.0%	30%	2004	Carryforward to 2004
Blues Creek Drainage Ditch		345,012.65	309,200	(35,813)	25.0%	75%		Completed
<b>Total Agriculture</b>	395,823	563,158.37	936,433	373,275	39.9%			

NOTE: MD received 2003 street improvement grant \$163,860

# M.D. of Mackenzie No. 23



## Request For Decision

Meeting:	<b>Regular Council Meeting</b>
Meeting Date:	February 24, 2004
Originated By:	Michel Savard Director of Operational Services
Title:	<b>Amendment to Policy No. ADM040 Service Levels of Municipal District Campgrounds and Playgrounds</b>
Agenda Item No:	10.2)

BACKGROUND / PROPOSAL: Amendment required to reflect a classification change and the addition of an "Operating Authority" clause.

The classification "Playground" was added to reflect the areas where playground equipment exists in absence of other criteria listed in "Urban Park". This change was required to track areas with playground equipment that require inspections.

The addition of "Operating Authority" was required for recreation boards that are in control of the operations of a campground or playground. This addition also outlines the responsibility for maintenance and inspections.

### DISCUSSION / OPTIONS / BENEFITS / DISADVANTAGES:

As stated above.

### COSTS / SOURCE OF FUNDING:

### RECOMMENDED ACTION (by originator):

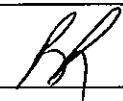
That policy No. ADM040 Service Levels of Municipal District Campgrounds and Playgrounds be approved as amended.

Author: J. Gabriel

Review:

Dept.

C.A.O.



## Municipal District of Mackenzie No. 23

<b>Title</b>	<b>Service Levels of Municipal District Campgrounds and Playgrounds</b>	<b>Policy No:</b>	<b>ADM040</b>
--------------	---	-------------------	---------------

<p><b>Purpose</b></p> <p>To identify classifications and service levels of municipal campgrounds and playgrounds.</p>
---

### **Policy Statement**

Service will be provided to Municipal District of Mackenzie campgrounds and playgrounds according to their designated classification. Classifications for playgrounds and campgrounds may be combined.

### **1. Classifications of Campgrounds and Playgrounds**

1. Urban Park
2. Playground
3. Day Use Campground
4. Overnight Campground
5. Green Space

Council has determined the classification of existing municipal parks as follows:

Fort Vermilion Urban Park	Playground and Urban Park
La Crete Hill Park	Playground and Urban Park
Reinland Park	Playground and Urban Park
Buffalo Head Tower	Day use Campground
Tompkins Landing	Day use campground
Tourangeau Lake	Day use campground
D.A. Thomas Park	Day use campground
Bridge Campground	Day use and overnight campground
Machesis Lake	Day use and overnight campground
Wadlin Lake	Day use, overnight campground and Playground
Zama Park	Day use and overnight campground and Playground
Pioneer Park	Green space
Steen River Campground	Green space (only signage is provided at this time)

## 2. Service Levels

Parks will be upgraded and maintained to provide the minimum level of services as dictated by their classification.

### Urban Park

- Good repair and maintenance of property
- ~~Playground equipment that is CSA approved~~
- ~~Basic equipment is supplied and installed (swings, sandbox, slides)~~
- Garbage bins
- Picnic area
- Washrooms where required

### Playground

- Good repair and maintenance of property
- Playground equipment that is CSA approved
- Basic equipment is supplied and installed (ex. swings, sandbox, slides, etc.)
- Garbage bins
- Washrooms where required

### Day Use Campground

- Picnic tables
- Fire pits
- Washroom facilities
- Garbage bins
- Shelters (as required)
- Dock or boat launch (as required)
- Parking area

### Overnight Campground

- Picnic tables
- Fire pits and firewood
- Washroom facilities
- Shelters (as needed)
- Dock or boat launch (as required)
- Parking area
- Not-potable water facilities (as required according to use)
- Garbage bins
- Camping stalls

Green Space

- Maintenance (grass cutting as required)
- Picnic tables (as required)

**3. Signage**

- All rural parks should have proper signage with “Municipal” placed before all classification names. ( i.e. Municipal Day Use)
- Green space classifications should read as “Rest Area”. ( i.e. Municipal Rest Area”)


**4. Inspections**

- All playground equipment shall be inspected pursuant to the Playground Inspection Policy ADM020.

**5. Operating Authority**

- Campgrounds and playgrounds may be placed under the control of a local recreation board when it is mutually agreed upon by both parties.
- Operating authorities are responsible for maintenance and inspections of facilities pursuant to this and other applicable municipal policies.

	Date	Resolution Number
Approved	January 7, 2003	03-947
Amended		
Amended		



## M.D. of Mackenzie No. 23

### Request For Decision

Meeting:	<b>Regular Council</b>
Meeting Date:	February 24, 2004
Originated By:	Michel Savard, Director of Operational Services
Title:	Annual Gravel Management Report 2003
Agenda Item No:	10.b)

#### BACKGROUND / PROPOSAL:

The Gravel Management Program has been in effect for a number of years. This year administration felt the program would benefit from the introduction of the Annual Gravel Management Report.

#### DISCUSSION / OPTIONS / BENEFITS / DISADVANTAGES:

Attached is a summary report highlighting the Gravel Management Program through 2003 and January 2004.

#### COSTS / SOURCE OF FUNDING:

N/A

#### RECOMMENDED ACTION (by originator):

That the 2003 Annual Gravel Management Report be accepted as information.

S.Rozee

Review:

Dept.

C.A.O. 

## Municipal District of Mackenzie No. 23

<b>Title</b>	<b>AGRICULTURE SERVICE BOARD MISSION STATEMENT</b>	<b>Policy No.</b>	<b>ASB001</b>
--------------	--	-------------------	---------------

<b>Legislation Reference</b>	<b>Municipal Government Act, 5 (b)</b>
------------------------------	--

**Purpose**

The Agriculture Service Board advises Council on innovative and sustainable agriculture policy and programs designed to assist Municipal District of Mackenzie No. 23.

**Policy Statement and Guidelines**

The Agriculture Service Board is responsible to Council.

The Board's client is the Agricultural Sector.

**OBJECTIVES:**

1. To establish policies and programs which accomplish our mission.
2. To provide and promote programs that strive to improve the economic viability of farms.
3. To ensure programs address the changing needs of clients.
4. To have good public awareness of our policies and programs and those involved in implementing them.
5. To provide information /technology transfer to our Clients.
6. To ensure that the public sees the Agricultural Service Board as a receptive, responsible, concerned board and that employees show good work ethic.
7. To work with the Council in a positive and productive manner.

	<b>Date</b>	<b>Resolution Number</b>
<b>Approved</b>	<b>December 18, 1998</b>	<b>98-390</b>
<b>Amended</b>		
<b>Amended</b>		

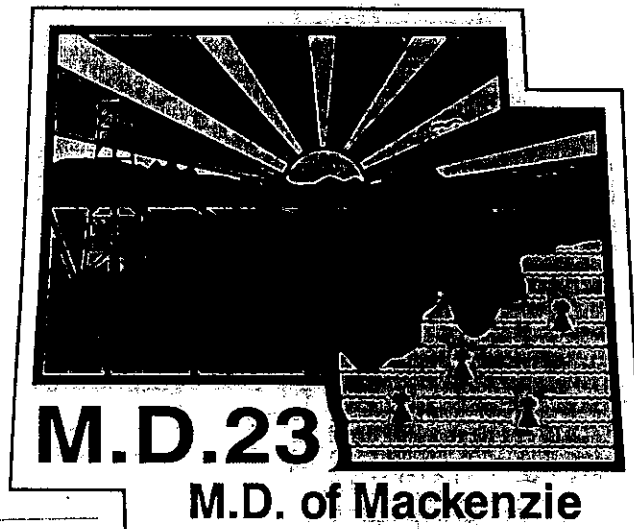
\_\_\_\_\_  
Chief Administrative Officer

\_\_\_\_\_  
Chief Elected Official



**Municipal District of Mackenzie No. 23**

**Annual Gravel Management Report  
2003**



**Municipal District of Mackenzie No. 23**

**Annual Gravel Management Report  
2003**

Prepared by: Steve Rozee  
Project Services Technologist  
January 2004

## 1.0 Executive Summary

The Municipal District of Mackenzie has over 1,700 kilometers of gravel-surfaced roads. The maintenance of these roads requires a sustained effort in the area of gravel management, which is coordinated by the public works department. The purpose of this report is to summarize the highlights of these operations in 2003.

This year's operations included annual road maintenance, gravel exploration, crushing and stockpiling, and the preparation of various contracts, studies and reports.

During the 2003 annual road maintenance operations, 64,581.2 m<sup>3</sup> of road crush was applied to municipal roads. Gravel prospecting continues on a regional scale the focus in 2003 was in the Zama, High Level East, and Fort Vermilion areas. This year there were crushing to stockpile operations in West La Crete Pit and Tompkins Pit. Melvin River Pit is scheduled for a depletion crush by late March 2004.

**Table 1 - Municipal Reserves**

Site	Year End 2002	Removed 2003	Additions	Final Quantities
Blue Angel Pit	14,454 m <sup>3</sup>	6,020 m <sup>3</sup>	-	13,852 m <sup>3</sup>
Tall Cree Pit	6,494.0 m <sup>3</sup>	1,488 m <sup>3</sup>	-	5,005 m <sup>3</sup>
Fitler Pit	18,749 m <sup>3</sup>	-	-	18,749 m <sup>3</sup>
Tall Cree SP	1,021 m <sup>3</sup>	-	-	1,021 m <sup>3</sup>
South Chinchaga SP	42 m <sup>3</sup>	-	-	42 m <sup>3</sup>
Quist Sp	2,981 m <sup>3</sup>	-	-	2,981 m <sup>3</sup>
Tompkins Pit	16,268 m <sup>3</sup>	16,268 m <sup>3</sup>	45,183 m <sup>3</sup>	45,183 m <sup>3</sup>
West La Crete Pit	8,442 m <sup>3</sup>	8,442 m <sup>3</sup>	27,850 m <sup>3</sup>	27,850 m <sup>3</sup>
Mile 19 SP	743 m <sup>3</sup>	-	-	743 m <sup>3</sup>
Mercredi Pit	32,682 m <sup>3</sup>	15,307 m <sup>3</sup>	-	17,375 m <sup>3</sup>

Notes: Designation 4, Class 20 only

Removed 2003 quantities adjusted to reflect measured.

Melvin River Pit is scheduled to be crushed in 2004.

The Municipal District opened the year with 144,311 m<sup>3</sup> of aggregates stockpiled at strategic locations throughout the municipality. The reported combined value of this material was \$925,802.68. In 2003 some 47,525 m<sup>3</sup> of gravel was taken out of the Municipal District's sources.

During 2003 crushing operations an additional 73,033 m<sup>3</sup> of Designation 4 Class 20 road crush and 1,215 m<sup>3</sup> of Rock Riprap (Gabion Stone) was manufactured and added to municipal reserves.

As of the end of January 2004, the Municipal District had an inventory of 174,820 m<sup>3</sup> gravel valued at \$1,118,073.90.

## 2.0 Annual Road Maintenance

During this year's road maintenance operations the municipality applied 64,581.2 m<sup>3</sup> of road crush to rural and hamlet roads, see table 2. The total cost of the gravelling program was \$618,119.35. The gravel was supplied from a combination of municipal and private sources, depending on which was most cost effective for the Municipal District.

Area of Work	Quantity Used	Gravel source & Owner
Buffalo Head Prairie & Bluehills	11,205.2 m <sup>3</sup>	MD's Tompkins Pit
La Crete & surrounding Area	8,856.6 m <sup>3</sup>	MD's West la Crete Pit
Fort Vermilion & Surrounding Area	15,884.8 m <sup>3</sup>	MD's Mercredi Pit
High Level & Rocky Lane	12,342 m <sup>3</sup>	KS&G's Pony Pit
Assumption Area	1,089 m <sup>3</sup>	MD's Blue Angel Pit
Zama & Zama Access Road	14,206.4 m <sup>3</sup>	KS&G's Pony Pit
Wadlin Lake Area	2,418.6 m <sup>3</sup>	MD's Tallcree Pit

In the 2003 Requests for Quotations for the regraveling program were solicited. Bidders were welcome to submit costs for the haul and apply of municipally owned gravel or for the supply and apply of privately owned gravel. Bids were received from Knelsen Sand & Gravel Ltd. and Steephill Transport Ltd. Knelsen's proposal to supply and apply proved cost efficient in the Zama, High Level and Rocky Lane areas.

Knelsen's and Steephill Transport hauled municipally owned gravel to the remaining locations. During the 2003 road maintenance program 38,032.8 m<sup>3</sup> was taken from municipal sites, while Knelsen Sand and Gravel Ltd. supplied and applied 26,548.4 m<sup>3</sup>.

### 2.1 La Crete & Southwest

In the Buffalo Head Prairie and Bluehills areas 11,205.2 m<sup>3</sup> of aggregate was applied for road maintenance. The aggregate was taken from the Municipal Districts Tompkins Pit, virtually exhausting the stockpile at that site.

The roads in La Crete and the surrounding area were replenished with 8,856.6m<sup>3</sup> of gravel from the municipality's West La Crete pit. The stockpile at this site was nearly depleted as well.

## 2.2 Wadlin Lake Area

In the southeast quarter of the municipality around the Wadlin Lake area, gravel was supplied from municipal stockpile at the Alberta Transportation operated Tallcree Pit. 2,418.6 m<sup>3</sup> of road crush was taken from this site and applied to the Wadlin Lake Access Road. After the contract for aggregate application was completed, the contractor realized that they had mistaken Alberta Transportation's stockpile with the Municipal District's and alerted administration of their error.

Alberta Transportation was understanding of the error and proposed that the next time they were operating in the pit they would take an equal amount of gravel from the municipality's stockpile.

## 2.3 Fort Vermilion & High Level East

The gravel for road maintenance in the Fort Vermilion area was removed from the Mercredi Pit, where the municipality operates a stockpile. The municipality maintains a stockpile at this site and from this supply 15,884.8 m<sup>3</sup> was used on the roads in this area. 12,342 m<sup>3</sup> of gravel was applied to the roads from Knelsen's Pony Pit in the High Level and Rocky Lane area.

## 2.4 Assumption & Zama

The Municipal District used 1,089 m<sup>3</sup> from the Blue Angel Pit to resurface the roads in the Assumption area. Knelsen's supplied and applied 14,206.4 m<sup>3</sup> of road crush to the Zama Access Road and the streets within the hamlet.

## 3.0 Exploration

The Municipal District of Mackenzie maintains some 1,700 kilometers of gravel-surfaced roadways. It is estimated that, to maintain these roads to the standards outlined in the Municipal District's policies, between 64,800 m<sup>3</sup> and 79,200 m<sup>3</sup> be applied to those roads annually. To meet this demand the Municipal District is continually prospecting for new sources of aggregates.

In 2003, gravel exploration was concentrated primarily in three areas: Zama, High Level East and Fort Vermilion. Exploration was carried out on a broader regional scale as well.

---

### 3.1 Zama

The Municipal District is very motivated to find a new source of gravel in the vicinity of Zama and the Zama Access Road. EXH Engineering Services Ltd. has undertaken an extensive literature review, combined with a detailed topographic study of the area on behalf of the Municipal District. EXH has selected several sites of interest in the area. We expect a recommendation from EXH in February 2004 outlining the sites that have the greatest potential.

### 3.2 High Level East

In the High Level East area EXH was contracted to determine the quantities of source material remaining at the municipality's Fidler Pit and to prepare prospecting agreements on the Municipal District's behalf. The work at the Fidler site is ongoing and EXH will provide administration with their recommendation in February 2004.

In the fall of 2003, administration contacted two property owners regarding gravel exploration on their properties. Both property owners claim to have extensive gravel sources on their lands and are interested in entering into aggregates exploration agreements with the Municipal District of Mackenzie. One of the property owners has a gravel pit on his property operated by one of the First Nations bands but feels there is enough aggregate sources on his property to sustain another pit.

EXH will provide administration with an aggregates exploration agreement by mid-February of 2004. When this document is completed administration expects to begin negotiations with the property owners.

### 3.3 Fort Vermilion

The Municipal District owns a large track of undeveloped land between the airport and an orphaned gravel pit in Fort Vermilion. Administration felt that this area showed promise because the old pit ceased abruptly at the boundary between these two properties. EXH was retained to determine if gravel exists under the property. A number of test holes were dug on the site and EXH has indicated that their preliminary findings are that there is no aggregate source on this property. EXH is expected to produce a final report regarding this project in mid-February 2004.

### 3.4 Melvin River

Administration and Alberta Transportation have a corporate working relationship. Alberta Transportation was approached by Administration with a proposal to

---

allow the municipality to crush at the Melvin River site. Alberta Transportation agreed to permit the Municipal District of Mackenzie to deplete the pit.

EXH prospected the Melvin River pit on behalf of the Municipal District. They determined that there is approximately 50,000 m<sup>3</sup> of aggregate source on the site. Crushing at the Melvin River Pit was tendered with the 2003 crushing contract and is scheduled to be complete by the end of March 2004.

### 3.5 Regional Exploration

Regionally, EXH has selected areas for topographic investigation in conjunction with literature review to produce a list of potential aggregate sources. So far their investigation has zeroed in on 15 to 20 areas where they feel further investigation is needed. EXH has indicated that they will provide a report with their recommendations in early March 2004.

Administration has also focused on the Prairie Point area as a potential gravel source. Alberta Transportation has done extensive exploration in the area and has determined there is a significant quantity of aggregate source in the area. In the past, administration has held promising discussions with Alberta Transportation with reference to a joint venture operation of this pit. Alberta Transportation is in the process of applying for a Surface Material Lease in the area and continues to show some interest in a combined effort for this project.

### 4.0 Crushing to Stockpile

Administration selected three pits for gravel crushing and stockpiling operations in 2003/2004. They were Tompkins Pit, West La Crete Pit and the Melvin River Pit. EXH Engineering Services Ltd. was retained to prepare crushing contracts, tender the project, and provide on site supervision and quality control during gravel crushing. The gravel-crushing contract was awarded to R Bee Crushing Ltd. in September 2003. As of January 21, 2004 the crushing and stockpiling were complete in Tompkins and West La Crete Pits.

EXH Engineering Services Ltd. provided 24-hour supervision and quality control on behalf of the Municipal District during crushing operations. The aggregates were crushed to Alberta Transportation Designation 4, Class 20 specifications. EXH sieved the product every 3 to 4 hours during crushing operations and provided administration with weekly and monthly analysis. Administration is pleased with the quality of the manufactured aggregates produced by R Bee as of the end of January 2004.

---

#### 4.1 Tompkins Pit

Operations at the Tompkins Pit commenced on December 7, 2003 and were completed on December 16, 2003. During this time, R Bee manufactured and stockpiled 45,183 m<sup>3</sup> of Designation 4 Class 20 road crush at a cost of \$250,413.60.

#### 4.2 West La Crete Pit

Crushing in West La Crete Pit began on January 13, 2004 and ended on January 21, 2004. In this eight-day period 27,850 m<sup>3</sup> of Designation 4 Class 20 road crush was stockpiled and an additional 1,215 m<sup>3</sup> of Class 1M Rock Riprap (Gabion Stone) was crushed to stockpile. The total cost of crushing to stockpiles at the West La Crete Pit was \$189,629.17.

#### 4.3 Melvin River Pit

Crushing at Alberta Transportation's operated Melvin River Pit is scheduled for completion on the 31<sup>st</sup> of March 2004 at an estimated cost of \$277,500. This operation will be a depletion crush and it is estimated that approximately 50,000m<sup>3</sup> of designation 4 Class 20 road crush will be manufactured and stockpiled. It is assumed that Alberta Transportation will begin reclamation of this site in 2005/2006.

### 5.0 Gravel Studies

EXH Engineering Services Ltd. has provided administration with a proposal and Service Agreement to supply engineering expertise for the Municipal District of Mackenzie. Administration relies heavily on EXH to provide their skills in the area of gravel exploration, conservation and reclamation, and crushing contract preparation and supervision.

#### 5.1 Reclamation Liability Study


Administration retained EXH Engineering to undertake a comprehensive study of the Municipal Districts future reclamation liabilities. The goal of the report was to verify the fiscal responsibility of the current policy of dedicating funds to a reclamation liability reserve for every cubic meter of gravel used. The report stated that, in the writer's opinion, as of December 2003, the Municipal District should have had \$364,241.54 in a reclamation liability reserve and that currently one dollar per cubic meter is sufficient to cover liabilities in the foreseeable future.



---

## 5.2 Gravel Management Master Report

During the summer of 2003, under the guidance of the Director of Operational Services, Mike Savard, Ian Cosh began to compile the "Gravel Management Master Report". When Ian departed to return to his academic studies the report was nearly completed. The report is designed to be a quick and easy guide to gravel operations for public works planners and will be continually updated. The 2004 edition is to be completed by early spring 2004.



## M.D. of Mackenzie No. 23

### Request For Decision

Meeting:	<b>Regular Council Meeting</b>
Meeting Date:	February 24, 2004
Originated By:	Barb Spurgeon, Executive Assistant
Title:	Rural Water Distribution
Agenda Item No:	10. C)

#### BACKGROUND / PROPOSAL:

Councillor Newman requested this item be placed on the agenda for further discussion.

#### DISCUSSION / OPTIONS / BENEFITS / DISADVANTAGES:

#### COSTS / SOURCE OF FUNDING:


#### RECOMMENDED ACTION (by originator):

For Discussion.

Review:

Dept.

C.A.O.



## M.D. of Mackenzie No. 23

### Request For Decision

Meeting:	<b>Regular Council Meeting</b>
Meeting Date:	February 24, 2004
Originated By:	Barb Spurgeon, Executive Assistant
Title:	Alberta-Northwest Territories Transportation Working Group Meeting
Agenda Item No:	10.d)

#### BACKGROUND / PROPOSAL:

The Alberta-Northwest Territories Transportation Working Group met last year in Hay River to discuss transportation issues of mutual concern.

#### DISCUSSION / OPTIONS / BENEFITS / DISADVANTAGES:

This year the meeting will be held in High Level at the Stardust Motor Inn on March 11 at 1:30 p.m. Reeve Neufeld has been invited to attend this meeting and the reception that evening at the Flamingo. The reception is open to all Councillors and public and is the start of the Opportunity Seminar scheduled for the following day.

#### COSTS / SOURCE OF FUNDING:

#### RECOMMENDED ACTION (by originator):

That Reeve Neufeld be authorized to attend the Alberta-Northwest Territories Transportation Working Group meeting being held March 11, 2004 in High Level.

Review:

Dept.

C.A.O.



Northern Development Branch  
206, Provincial Building  
9621 - 96 Avenue  
Postal Bag 800-14  
Peace River, Alberta  
Canada T8S 1T4  
Telephone 780/624-6274  
Fax 780/624-6184

Lac La Biche Office  
PO Box 1650  
Lac La Biche, Alberta  
Canada T0A 2C0  
Telephone 780/623-6982  
Fax 780/623-6984  
nadc.council@gov.ab.ca  
[www.gov.ab.ca/nadc/](http://www.gov.ab.ca/nadc/)

February 13, 2004

Bill Neufeld,  
Reeve,  
Municipal District of Mackenzie,  
P.O. Box 640,  
FORT VERMILION, Alberta,  
T0H 1N0

Dear Reeve Neufeld:

**RE: Alberta-Northwest Territories Transportation Working Group Meeting**

Last year, the first meeting of the Alberta-Northwest Territories Transportation Working Group was held in the Town of Hay River. The reaction to the meeting was positive, as it provided an excellent opportunity to discuss transportation issues of mutual concern.

The purpose of this letter is to invite you to attend this year's Working Group meeting. It is scheduled for Thursday, March 11, 2004 starting at 1:30 p.m. in the Town of High Level. The meeting will be held at the Stardust Motor Inn. An agenda for the meeting will be prepared and forwarded to you in the near future.

On the Thursday evening, there will be a reception with the Honourable Michael Miltenberger, Government of the Northwest Territories. On the following day, the Northern Alberta Development Council has assisted with the organization of the *High Level Opportunity Seminar*. Please find enclosed a copy of the Opportunity Seminar brochure that will provide you with information regarding this event. Please consider this letter as an invitation to attend the reception and the Opportunity Seminar. It would be a pleasure for us to have you attend.

..... /2

**Reeve Bill Neufeld,  
Municipal District of Mackenzie,  
Page Two,  
February 13, 2004**

Thank you for your consideration of this invitation to meet with the Alberta-Northwest Territories Transportation Working Group. Please confirm your attendance with Jan Mazurik, of our office, by February 27, 2004. Your attendance at and participation in this meeting will be greatly appreciated.


If you any questions or if you require any additional information Bill, please do not hesitate to contact me.

Yours very truly,

A handwritten signature in black ink, appearing to read 'Tom Baldwin', written over the typed name.

**Tom Baldwin,  
Executive Director,  
NORTHERN ALBERTA DEVELOPMENT COUNCIL**

TB/



## M.D. of Mackenzie No. 23

### Request For Decision

Meeting:	<b>Regular Council Meeting</b>
Meeting Date:	February 24, 2004
Originated By:	Barb Spurgeon, Executive Assistant
Title:	<b>Meeting with Alberta Transportation at AAMD&amp;C Convention</b>
Agenda Item No:	10.e)

#### BACKGROUND / PROPOSAL:

Alberta Transportation sets aside time to meet with municipalities during the AAMD&C Convention.

#### DISCUSSION / OPTIONS / BENEFITS / DISADVANTAGES:

Alberta Transportation is available to meet with the municipality on March 30 and 31 to discuss transportation issues and grant assistant programs that may be of interest. Meeting are arranged on a first come, first served basis.

#### COSTS / SOURCE OF FUNDING:

#### RECOMMENDED ACTION (by originator):

##### Option 1

That a meeting be arranged with Alberta Transportation during the Spring AAMD&C Convention in Edmonton,

##### Option 2

That correspondence from Alberta Transportation be received for information.

Review:

Dept.

C.A.O.

**PEACE REGION**  
Office of the Regional Director

Room 301, Provincial Building  
Bag 900-29  
Peace River, AB T8S 1T4

Telephone 780/624-6280  
Fax 780/624-2440

February 11, 2004

Our File: 1515-AAMDC

Mr. William Neufeld, Reeve  
Municipal District of Mackenzie No. 23  
Box 640  
Fort Vermilion, Alberta  
T0H 1N0

Dear Reeve Neufeld:

**Re: Upcoming AAMD & C Spring Convention – March 29 to 31, 2004**


I am pleased to advise that staff from Alberta Transportation will be attending the upcoming Alberta Association of Municipalities and Counties Spring Convention in Edmonton to meet with municipal representatives interested in discussing their roadway and water/wastewater needs. We have set aside the days of March 30 and 31 during the convention for these municipal meetings.

Staff from the Peace Region, as well as from the programming, planning and technical branches, will be available to discuss transportation issues and grant assistance programs that may be of interest to you and your Council.

Should you wish to arrange a meeting time, please call Bev Cote at (780) 624-6400 by March 12 with your agenda or a list of program/project related issues you wish to discuss. Available time slots will be filled on a first come, first serve basis.


We look forward to having the opportunity to meet with you.

Yours truly,

  
John Engleder, P.Eng.  
Regional Director

/bc

cc: Harvey Prockiw, Chief Administrative Officer



# M.D. of Mackenzie No. 23 Council

## Request For Decision

Meeting:	<b>Committee of the Whole</b>
Meeting Date:	February 27, 2004
Originated By:	Paul Driedger Director of Planning, Emergency and Enforcement Services
Title:	<b>Bylaw 411/04 Road Closure Request for SE 23-105-15-W5M NE 14-105-15-W5M</b>
Agenda Item No:	11 a)

### BACKGROUND / PROPOSAL:

We are requesting that curve on Road Plan 3853LZ on SE 23-105-15-W5M and NE 14-105-15-W5M (see attached plan) be closed. This section of the road is no longer used and has been returned to its original condition.

### DISCUSSION / OPTIONS / BENEFITS / DISADVANTAGES:




The subject road allowance is where the road used to bypass a slough area. The road (Highway 697) was later straightened out and the portion on these properties has been returned to its original state. We only recently realized that this portion of the road plan has never been closed and still shows up on the Land Titles of those properties.

The Development Department and Operation Services Department are in favour of closing the road allowance for the following reasons:

1. The subject portion of Road Plan 3853LZ was a forced road around a slough area, which is not in use any longer.
2. The subject portion of the Road Plan is not part of the Alberta Road Grid System.
3. The subject portion of the Road Plan has been returned its original state and as such should be removed from the subject land titles as a road allowance.

### COSTS / SOURCE OF FUNDING:

Not applicable

Review:		Dept.		C.A.O.	
---------	---	-------	---	--------	---



RECOMMENDED ACTION (by originator):

That first reading be given to Bylaw , being a road closure bylaw to close and sell a portion of Road Plan 3853LZ located on SE 23-105-15-W5M and NE 14-105-15-W5M.

Review:

Dept.

C.A.O.

**BYLAW NO. 411/04**  
**BEING A BYLAW OF**  
**THE MUNICIPAL DISTRICT OF MACKENZIE NO. 23**  
**IN THE PROVINCE OF ALBERTA**

**A BYLAW OF THE MUNICIPAL DISTRICT OF MACKENZIE No. 23, IN THE PROVINCE OF ALBERTA FOR THE PURPOSE OF CLOSING A PORTION OF A PUBLIC ROAD ALLOWANCE**

**WHEREAS**, Council of the Municipal District of Mackenzie No. 23 has determined that the road allowance as outlined on Schedule A attached hereto, be subject to a road closure, and

**WHEREAS**, notice of intention of the Council to pass a bylaw has been published in a locally circulated newspaper in accordance with the Municipal Government Act, and

**NOW THEREFORE**, be it resolved that the Council of the Municipal District of Mackenzie No. 23 does hereby close and sell the road allowance described as follows, subject to the rights of access granted by other legislation or regulations:

**FIRSTLY:**

PLAN 3853LZ

All that portion of road lying within the NE ¼ Section 14-105-15-W5M containing 2.24 hectares (5.54 acres) more or less.

Excepting thereout all mines and minerals.

**SECONDLY:**

PLAN 3853lz

All that portion of road lying within the SE ¼ Section 23-105-15-W5M containing 1.70 hectares (4.21 acres) more or less.

Excepting thereout all mines and minerals.

First reading given on the \_\_\_\_\_ day of \_\_\_\_\_, 2004.

\_\_\_\_\_  
Bill Neufeld, Reeve

\_\_\_\_\_  
Barbara Spurgeon, Executive Assistant

Approved this \_\_\_\_\_ day of \_\_\_\_\_, 2004.

\_\_\_\_\_  
Minister of Alberta Infrastructure

Second Reading given on the \_\_\_\_\_ day of \_\_\_\_\_, 2004.

\_\_\_\_\_  
Bill Neufeld, Reeve

\_\_\_\_\_  
Barbara Spurgeon, Executive Assistant

Third Reading and Assent given on the \_\_\_\_\_ day of \_\_\_\_\_, 2004.

\_\_\_\_\_  
Bill Neufeld, Reeve

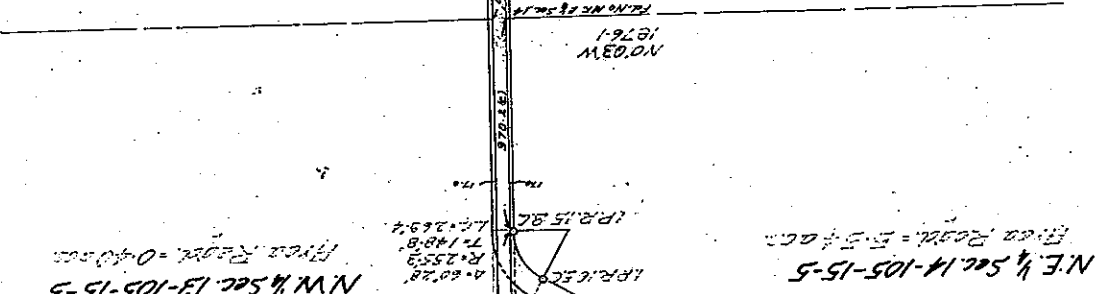
\_\_\_\_\_  
Barbara Spurgeon, Executive Assistant

Foot Vermilion Boundary

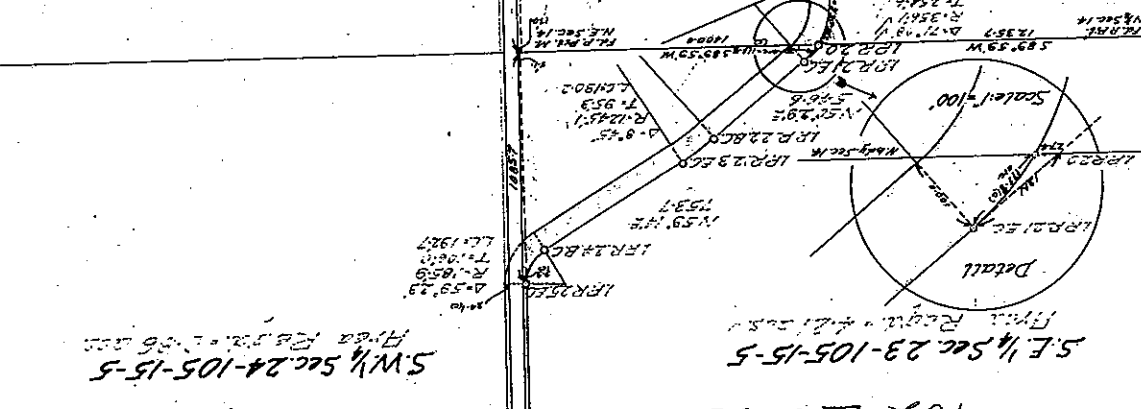
C&T  
1892-7

N.O.3W  
1876-1

1897-1  
1897-2  
1897-3  
1897-4  
1897-5  
1897-6  
1897-7  
1897-8  
1897-9  
1897-10  
1897-11  
1897-12  
1897-13  
1897-14  
1897-15  
1897-16  
1897-17  
1897-18  
1897-19  
1897-20  
1897-21  
1897-22  
1897-23  
1897-24  
1897-25  
1897-26  
1897-27  
1897-28  
1897-29  
1897-30  
1897-31  
1897-32  
1897-33  
1897-34  
1897-35  
1897-36  
1897-37  
1897-38  
1897-39  
1897-40  
1897-41  
1897-42  
1897-43  
1897-44  
1897-45  
1897-46  
1897-47  
1897-48  
1897-49  
1897-50  
1897-51  
1897-52  
1897-53  
1897-54  
1897-55  
1897-56  
1897-57  
1897-58  
1897-59  
1897-60  
1897-61  
1897-62  
1897-63  
1897-64  
1897-65  
1897-66  
1897-67  
1897-68  
1897-69  
1897-70  
1897-71  
1897-72  
1897-73  
1897-74  
1897-75  
1897-76  
1897-77  
1897-78  
1897-79  
1897-80  
1897-81  
1897-82  
1897-83  
1897-84  
1897-85  
1897-86  
1897-87  
1897-88  
1897-89  
1897-90  
1897-91  
1897-92  
1897-93  
1897-94  
1897-95  
1897-96  
1897-97  
1897-98  
1897-99  
1897-100



222202



102 L 202

3853LZ



NE 14-105-1-5

# M.D. of Mackenzie No. 23 Council

## Request For Decision

Meeting: **Committee of the Whole**  
Meeting Date: February 27, 2004  
Originated By: Paul Driedger  
Director of Planning, Emergency and Enforcement Services

Title: **Road Closure Request between**  
**W1/2 36-109-11-W5M – E1/2 35-109-11-W5M**  
**W1/2 25-109-11-W5M – E1/2 26-109-11-W5M**  
**W1/2 24-109-11-W5M – E1/2 23-109-11-W5M**  
**W1/2 13-109-11-W5M – E1/2 14-109-11-W5M**  
**E1/2 24-109-11-W5M – W1/2 19-109-10-W5M**  
**E1/2 13-109-11-W5M – W1/2 18-109-10-W5M**

Agenda Item No:

11b)

### BACKGROUND / PROPOSAL:

We have received a request for road closure between:

W1/2 36-109-11-W5M – E1/2 35-109-11-W5M  
W1/2 25-109-11-W5M – E1/2 26-109-11-W5M  
W1/2 24-109-11-W5M – E1/2 23-109-11-W5M  
W1/2 13-109-11-W5M – E1/2 14-109-11-W5M  
E1/2 24-109-11-W5M – W1/2 19-109-10-W5M  
E1/2 13-109-11-W5M – W1/2 18-109-10-W5M

The applicants request that the road allowance be closed and sold to them and that if there is a need for roads in the future they will turn the road allowances back to the MD.

### DISCUSSION / OPTIONS / BENEFITS / DISADVANTAGES:

The subject road allowances are located south of Highway 58 and although they are not through roads at this time, there is no reason why those roads cannot be constructed in the future. The applicant is correct in saying that these roads now lead to dead ends and are not maintained but that is only because at this time all the landowners have access to their property. This is subject to change as the properties are sold or development takes place on the properties.

The Development Department and Operation Services Department are **not** in favour of closing these road allowances for the following reasons:

1. The road allowances are part of the regular road grid system and are not being bypassed by forced roads.

Review:



Dept.



C.A.O.



2. The road allowances have not been developed because all current property owners have access.
3. The subject road allowances may be required in the future.
4. Closure of the road allowances restricts public use.
5. Once a road allowance is closed and sold and a need arises to construct a road, the MD would have to enter into land negotiations to buy back the road allowance.

The entire province of Alberta has an established road grid system. This system serves a dual purpose; it allows public access to each quarter section of land and it allows roads to be constructed in an orderly fashion.

Closing any of these established road allowances restricts not only the present but also future road building and public access. Council must consider the long-term affects; will a road be required in this location within the next 50 – 100 years? Will there ever be any need for the public to use the road allowances?

Road closures should only be considered if it is absolutely proven that the road allowance will never be required.

**Option 1**

That the landowners be advised to apply to the MD for road licensing agreements, which would allow them to farm the road allowances but would not give them ownership.

**Option 2**

That road closure bylaws be drafted to close and sell the road allowances between:



W1/2 36-109-11-W5M – E1/2 35-109-11-W5M  
 W1/2 25-109-11-W5M – E1/2 26-109-11-W5M  
 W1/2 24-109-11-W5M – E1/2 23-109-11-W5M  
 W1/2 13-109-11-W5M – E1/2 14-109-11-W5M  
 E1/2 24-109-11-W5M – W1/2 19-109-10-W5M  
 E1/2 13-109-11-W5M – W1/2 18-109-10-W5M

COSTS / SOURCE OF FUNDING:

Not applicable

RECOMMENDED ACTION (by originator):

That the landowners of W1/2 36-109-11-W5M, E1/2 35-109-11-W5M, W1/2 25-109-11-W5M, E1/2 26-109-11-W5M, W1/2 24-109-11-W5M, E1/2 23-109-11-W5M, W1/2 13-109-11-W5M, E1/2 14-109-11-W5M, E1/2 24-109-11-W5M, W1/2 19-109-10-W5M, E1/2 13-109-11-W5M and W1/2 18-109-10-W5M be advised to apply to the MD for road licensing agreements.

Review:		Dept.		C.A.O.
---------	---	-------	---	--------



Box 676  
Fort Vermilion, Alta.  
T0H 1N0

M.D. Of McKenzie #23  
Box 640  
Fort Vermilion, Alta.  
T0H 1N0

Oct 7, 2003

Attention: Paul Driedger

Dear Mr. Driedger,

This letter is in regards to road allowances

Between: W1/2 36-109-11-w5-E1/2 35-109-11w5  
W1/2 25-109-11-w5-E1/2 26-109-11-w5  
W1/2 24-109-11-w5-E1/2 23-109-11-w5  
W1/2 13-109-11-w5-E1/2 14-109-11-w5  
E1/2 24-109-11-w5-W1/2 19-109-10-w5  
E1/2 13-109-11-w5-W1/2 18-109-10-w5

We would like to purchase the above road allowances, as we have property adjacent to them. If, in the future there is a need for any development of roads, we would turn them back to the M.D. These allowances lead to bush area or dead ends, there are no maintained roads on the allowances.

We look forward to hearing from you. We can be reached at 927-3797.

Larry Patmore  
Faye Patmore  
Cole Patmore

*Larry Patmore*  
*Faye Patmore*  
*Cole Patmore*

c.c. Walter Sarapuk.

Hwy 58

COLE A.  
PATMORE

L. & F.  
PATMORE

H. & D.  
PATMORE

L. & F.  
PATMORE

H. & D.  
PATMORE

L. & F.  
PATMORE

H. & D.  
PATMORE

L. & F.  
PATMORE

Not in system

L. & F.  
PATMORE

L. & F.  
PATMORE

L. & F.  
PATMORE

L. & F.  
PATMORE

L. & F.  
PATMORE

L. & F.  
PATMORE

Not in system

L. & F.  
PATMORE

L. & F.  
PATMORE

L. & F.  
PATMORE

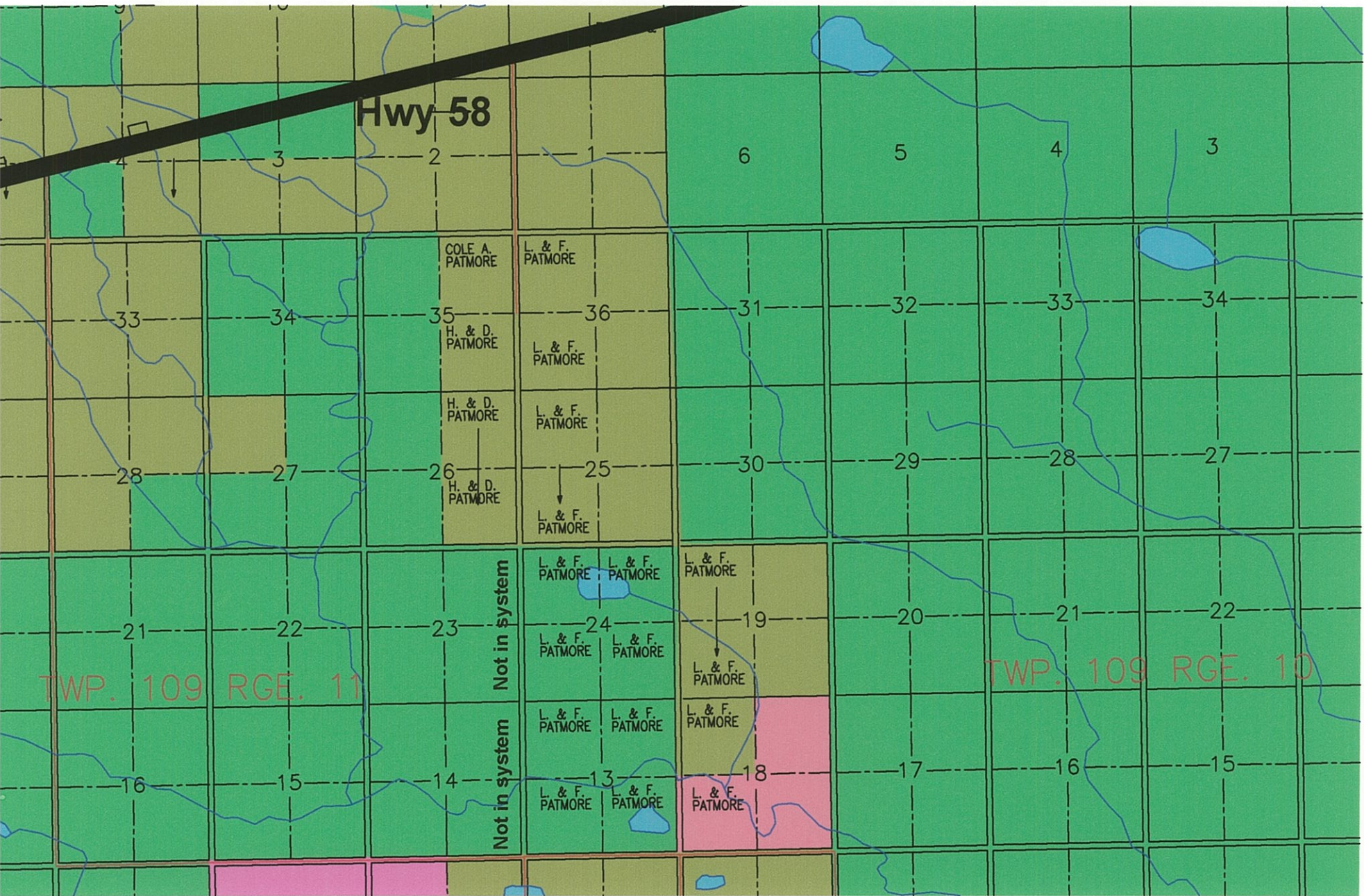
L. & F.  
PATMORE

L. & F.  
PATMORE

L. & F.  
PATMORE

TWP. 109 RGE. 11

TWP. 109 RGE. 10



# M.D. of Mackenzie No. 23 Council

## Request For Decision

Meeting:	<b>Committee of the Whole</b>
Meeting Date:	February 27, 2004
Originated By:	Paul Driedger Director of Planning, Emergency and Enforcement Services
Title:	<b>Road Closure Request on SW 14-106-13-W5M</b>
Agenda Item No:	11c)

### BACKGROUND / PROPOSAL:

We have received a request for a road closure on west side of SW 14-106-13-W5M. The applicant requests that the road allowance be closed and sold to him.

### DISCUSSION / OPTIONS / BENEFITS / DISADVANTAGES:

The south part of the quarter section has a water course running through it. The applicant states in his letter that the road right-of-way has been cleared with approval from Forestry and the MD.

The Development Department and Operation Services Department are **not** in favour of closing this road allowance for the following reasons:

1. There is property to the south of the subject road allowance that is not accessed by road.
2. The subject road allowance may be required sometime in the future. Even though it may not seem feasible at the present to build a road at this location, we should not restrict our future development options.
3. According to the aerial photo (attached) this watercourse does not contain water year round. Changing weather patterns and clearing surrounding land might dry out the watercourse.
4. Closure of the road allowance restricts public use.

The entire province of Alberta has an established road grid system. This system serves a dual purpose; it allows public access to each quarter section of land and it allows roads to be constructed in an orderly fashion.

Closing any of these established road allowances restricts not only the present but also future road building and public access. Council must consider the long-term affects; will a road be required in this location within the next 50 – 100 years? Will there ever be any need for the public to use the road allowance?

Review: 

Dept. 

C.A.O. 

Road closures should only be considered if it is absolutely proven that the road allowance will never be required.

**Option 1**

That the landowner be advised to apply to the MD for a road licensing agreement, which would allow him to farm the road allowance but would not give him ownership.

**Option 2**



That a road closure bylaw be drafted to close and sell the road allowance west of SW 14-106-13-W5M.

COSTS / SOURCE OF FUNDING:

Not applicable

RECOMMENDED ACTION (by originator):

That the landowner of SW 14-106-13-W5M be advised to apply to the MD for a road licensing agreement.

Review: 	Dept. 	C.A.O.
---	---	--------

M.D. of Mackenzie No. 23

Jan 26/04

Attn: Planning + Development

To Whom it may concern,

I am writing in regards to a right-of-way short legal 5, 13, 106, 14, S.W. South side of 88 connector.

There is a major water collection on south side and west side.

I am asking for the right-of-way adjacent to west side to be closed and sold to me.

Right-of-way has been cleared as to approval of Forestry and M.D. No. 23.

Yours sincerely,

Bern Driedger


Bernie Driedger

12145-94 A St.

Grande Prairie, AB

T8V 5C2

(780) 518-5204

An aerial photograph showing a rural landscape. A road runs horizontally across the upper portion of the image. Below the road, there are several rectangular agricultural fields. The fields are divided into different sections, some of which appear to be planted with crops. The colors range from light green to dark green, indicating different types of vegetation or crops. The text "SW 14-106-13-W5M" is overlaid in the center-right area of the image.

**SW 14-106-13-W5M**



# M.D. of Mackenzie No. 23

## Request For Decision

Meeting:	<b>Regular Council Meeting</b>
Meeting Date:	February 24, 2004
Originated By:	Paul Driedger, Director Planning, Emergency and Enforcement Services
Title:	<b>Disaster Forum 2004 May 2-5 in Calgary</b>
Agenda Item No:	M.D.

### BACKGROUND / PROPOSAL:

Calgary is hosting the Disaster Forum 2004 on May 2-5, 2004. The Disaster Form 2004 is a combination of conference workshops and keynote speakers including a couple of social activities.

### DISCUSSION / OPTIONS / BENEFITS / DISADVANTAGES:

There will be plenty of formal and informal opportunities for delegates to share, network and learn. Leading experts will look at upcoming issues and trends in the industry and share their experiences, perspectives and lessons learned from past events. This conference will ensure delegates have a worthwhile and pleasant conference experience. This would be an excellent opportunity for members of Council to become more familiar with disaster planning.

### COSTS / SOURCE OF FUNDING


Registration  
Travel  
Honorariums

In order to benefit most financially we are required to register by March 1, 2004.

### RECOMMENDED ACTION (by originator):

Option 1

That \_\_\_\_\_ be authorized to attend the Disaster Forum 2004 on May 2-5, 2004 in Calgary.


Review:		Dept. <i>Emergency Services</i>	C.A.O.
---------	---	---------------------------------	--------



Option 2

That correspondence on the Disaster Forum 2004 conference be received as information.

Review:



Dept.

Emergency Services

C.A.O.



## Upcoming Events

### Disaster Forum 2004

[Date](#)

[Location](#)

[Rates](#)

[Register](#)

[Book Hotel](#)

[Schedule](#)

## Disaster Forum 2004

Disaster Forum 2004 promises to be exciting and stimulating for delegates; with an impressive group of renowned keynote speakers and diverse disciplinary sessions that will deliver current and practical information in many disciplines. There will be plenty of formal and informal opportunities for delegates to share, network and learn. Leading experts will look at upcoming issues and trends in the industry and share their experiences, perspectives and lessons learned from past events. Access to conference workshops and social activities will round out Disaster Forum 2004 and ensure delegates have a worthwhile and pleasant conference experience.

Join us in this positive learning adventure as we continue "Cooperating in Emergency Preparedness."

---

### Dates:

May 2: Pre-conference Workshops  
 May 2-5: Disaster Forum Conference  
 May 5-7: Post-conference Workshops

**Mark your calendar now!**

---

### Location:

Glenmore Inn and Convention Centre ~ Calgary, Alberta

---

### Conference Rates:

**Register before March 1 and save \$200**  
**Register 5 delegates from the same organization and receive the 6th FREE!** (Note: All registrations must be submitted and paid for at the same time.)

Early Bird: \$650 + GST (Before March 1, 2004)  
 Regular Conference Rate: \$850 + GST (After March 1, 2004)

Rates include access to the following:

- o Opening reception on May 2
- o Breakfasts and lunches May 3 through 5
- o Special event dinners May 3 and 4
- o Access to keynote and breakout sessions

---

**Schedule:**

[Download a copy of the conference schedule \(pdf\)](#)

[May 2](#) | [May 3](#) | [May 4](#) | [May 5](#) | [May 6 & 7](#)

---

**Pre Conference Workshops ~ Sunday, May 2**

**For a full description of the workshops [click here](#)**

**Workshop #1 (Pre Conference): *Creating Strategic Communications Plans That Work***

Workshop Offered by: Jim Stanton and Associates

**Workshop #2 (Pre Conference): *Crisis Management: Preparing Executives to Manage a Crisis***

Workshop Offered by: Devlin Associates

Course Length: 8 Hours (Sunday, May 2, 8:30 a.m. - 4:30 p.m. )

**Workshop #3 (Pre Conference): *Exercise Planning Basics***

Workshop Offered by: Emergency Response Management Consulting (ERMC)

Please note: ERMC will also be offering a pre conference session on Table Top Exercises on May 2. Information regarding the session time and length will follow.

---

**Monday, May 3**

07:30 Breakfast and Welcome

08:00 **Keynote Presentation #1: The Need to Merge the Roles of the Disaster Management Professionals with the Business Continuity Professionals!**

Speaker: Mr. Edward Devlin

[Read more about Mr. Devlin and his keynote address here](#)

09:00 Break (to sessions)

09:15 **Sessions:**

101: Emergency Preparedness for Industry - Cliff Sorge

102: NFPA - Edgar Ladeoucer

103: ESS - BC Fires - Sally Pollock

104: Pandemic Planning - Wayne Marr

- 10:30 Coffee
- 10:45 **Sessions:**
- 105: Municipal / Industrial EP Coord - Laird Burton
  - 106: N/S Security - Roberto Gonzales
  - 107: Guide 71 - EUB
  - 108: Alberta E-Team - Pat Henneberry
- 12:00 Lunch
- 12:45 **Keynote Presentation #2: "Risky business: Managing communications under fire." How to protect your brand before disaster strikes.**
- Speaker: Mat Wilcox
- [Read more about Mrs. Wilcox and her keynote address here](#)
- 1:45 Break (to sessions)
- 2:00 **Sessions:**
- 109: Communications - Jim Stanton
  - 110: School Emerg - Brian Fedor
  - 111: ERP/Training: Paul Belfry, Union Gas Ltd - Tentative
  - 112: Livestock Emergency Readiness - Jennifer Woods
- 3:15 Break
- 3:45 **Keynote Presentation #3: "Canada Now With Tony Wilson-Smith" & "He Said/ She Said with Deirdre McMurdy and Tony Wilson Smith"**
- Speaker: Tony Wilson-Smith
- [Read more about Mr. Wilson-Smith and his keynote address here.](#)
- 4:45 Free Time
- 6:00 (Off-site) Heritage Park featuring Blues Sensation Tim Williams and Rusty Reed.

---

## Tuesday, May 4

- 07:30 Breakfast & Daily Business
- 08:00 **Keynote Presentation #4: Disaster Preparedness - Are we ready at the front lines?**  
Speaker: Dr. Daniel Kollek  
[Read more about Dr. Kollek and his keynote address here](#)
- 09:00 Break (to sessions)
- 09:15 **Sessions:**  
201: ICS Implementation - Heather Lyall  
202: TOPOFF or equiv - Paul Crober  
203: UofA Emergency Plan - Ray Richards  
204: EMA - Dave Redman
- 10:30 Coffee
- 10:45 **Sessions:**  
205: HAZMAT - Grant Churchill / Tim Bennet  
206: Privacy Pays: Cost and Effect - Sharon Polsky  
207: Technology/Software - Bob Gerow  
208: Donation Management - Sheena Vivian
- 12:00 Lunch
- 12:45 **Keynote Presentation #5: details coming soon**  
Speaker: Dr. Sheela Basrur  
[Read more about Dr. Basrur and her keynote address here](#)
- 1:45 Break (to sessions)
- 2:00 **Sessions:**  
209: Healthcare Planning - BC Fires - Paul Cox

210: Role of NGO - Herb Presley

211: TELUS GeoMatics

212: Business Cont. of BSE/Animal Crisis - Bob Burden

3:15 Break

3:45 **Keynote Presentation #6: North - South Continental Security Challenges**

Speaker: Rear-Admiral J.D. Fraser, Cmm, Cd Liaison Officer To Northcom

[Read more about Rear-Admiral Fraser and his keynote address here](#)

4:45 Free Time

6:00 Reception and Banquet featuring entertainer Tracy Bell

---

## Wednesday, May 5

08:30 Breakfast & Daily Business

09:00 **Keynote Presentation #7: Blackout Toronto - 2003**

Speaker: Warren Leonard, City of Toronto - Manager of the Office of Emergency Management

[Read more about Mr. Leonard and his keynote address here](#)

10:00 Break with coffee

10:30 **Keynote Panel Presentation #8: Unified Response**

The panel presentation will be comprised of three 25 minute sessions and a 15 minute Q&A period.

Ms. Beryl Itani  
Emergency Coordinator, City of Kelowna

Mr. David Marcotte  
Deputy Chief of Operations, City of Kamloops

Mr. Kevin Matuga  
Public Information Officer, BC Forest Service

[Read more about the panel members and their presentation here](#)

12:00 Lunch

12:45 **Closing Keynote Presentation #9**

Speaker: Lt. Gen. Roméo Dallaire  
O.C., C.M.M., M.S.C., C.D., LOM (US), LL.D. (Retired)

[Read more about Lt. Gen. Dallaire and his keynote address here](#)

---

## Post Conference Workshops ~ May 5, 6 & 7

For a full description of the workshops [click here](#)


**Workshop #4 (Post Conference): BCP - 100: Basic Introduction to Business Continuity Planning**

May 6, 2004  
Workshop Offered by: DRI Canada  
Course Length: 1 Day ( 8:30 a.m. - 4:30 p.m. )

**Workshop #5 (Post Conference): DRP-501 Business Continuity Planning Review**

May 5-7, 2004  
Workshop Offered by: DRI Canada

- [Return to Index](#)



## M.D. of Mackenzie No. 23

### Request For Decision

Meeting:	<b>Regular Council Meeting</b>
Meeting Date:	February 24, 2004
Originated By:	Barb Spurgeon, Executive Assistant
Title:	AAMD&C Spring 2004 Convention
Agenda Item No:	12 a)

#### BACKGROUND / PROPOSAL:

AAMD&C is hosting the Spring Convention March 29-31, 2004 in Edmonton.

#### DISCUSSION / OPTIONS / BENEFITS / DISADVANTAGES:

All conventions forms must be in AAMD&C offices by February 27, 2004 and any resolutions going forward from this municipality must be there by March 1, 2004.

#### COSTS / SOURCE OF FUNDING:

Registration  
Travel  
Honorariums

#### RECOMMENDED ACTION (by originator):

##### Option 1

That be authorized to attend the AAMD&C Spring 2004 Convention in Edmonton March 29 to 31, 2004.

##### Option 2

That documents on the AAMD&C Spring 2004 Convention be received for information.

Review:

Dept.

C.A.O.





# Alberta Association of Municipal Districts & Counties

2510 Sparrow Drive Nisku, Alberta T9E 8N5 ■ Phone: (780) 955-3639 Fax: (780) 955-3615  
website: [www.aamdc.com](http://www.aamdc.com) e-mail: [aamdc@aamdc.com](mailto:aamdc@aamdc.com)  
Gerald Rhodes - Executive Director

February 13, 2004

## To All AAMD&C Members:

I am pleased to enclose the following information with respect to the AAMD&C Spring 2004 Convention:

- 1) Convention Call
- 2) "Draft" Convention Program
- 3) Hotel Reservation Form
- 4) Credentials Form
- 5) Long Service List Update Form
- 6) 2003 Long Service List from the Fall Convention Handbook

Please ensure that the convention forms not are submitted to the AAMD&C office no later than **Friday, February 27, 2004**. The Convention Program is still in the "draft" status, however, we will include the final Program in the registration packages. The Convention Program can also be accessed on the AAMD&C website effective Friday, February 20, 2004, and we invite you to register for the Convention on-line at [www.aamdc.com](http://www.aamdc.com).

We have appointed Air Canada as the official airline for the Spring 2004 Convention to be held March 29-31, 2004 in Edmonton. Simply contact Air Canada's North America toll free number at 1-800-361-7585 or local number (514) 393-9494 or your Travel Agent and take advantage of Special Discounted Airfares. Our Convention number is **CV042588**. By ensuring that the convention number appears on your ticket, you will be supporting your Association.

I look forward to seeing you at the Spring 2004 Convention. If you have any questions regarding the enclosed information, please do not hesitate to contact our office.

Sincerely,

**Gerald Rhodes, CLGM**  
Executive Director

GR/daz

Att.

# SPRING 2004 CONVENTION PROGRAM (DRAFT)

---

---

## MONDAY, MARCH 29<sup>TH</sup>

- 9:00 a.m. - 8:00 p.m.      **AAMD&C REGISTRATION/INFORMATION DESK**  
Foyer to Grande Ballroom, Main Level, Delta
- 1:00 p.m.      **REEVES/MAYORS MEETING**  
Imperial Ballroom, Level P1, Coast
- 3:00 p.m. - 3:15 p.m.      **OFFICIAL OPENING - TRADE SHOW**  
Sponsored by - TBD  
Grande Ballroom, Main Level, Delta
- 3:15 p.m. - 9:00 p.m.      **"VIVA LAS VEGAS" TRADE SHOW**  
Grande Ballroom, Main Level, Delta
- 4:30 p.m. - 12:00 a.m.      **HOSPITALITY SUITES**  
Various Locations (refer to registration package)
- 8:45 p.m. - 9:00 p.m.      **DOOR PRIZE DRAWS - TRADE SHOW**

## TUESDAY, MARCH 30<sup>TH</sup>

- 6:30 a.m. - 8:00 a.m.      **BUFFET BREAKFAST**  
Courtesy of Aon Reed Stenhouse Inc. (*Tentative*)  
Atrium Café, Main Level, Coast
- 7:00 a.m. - 4:30 p.m.      **AAMD&C REGISTRATION/INFORMATION DESK**  
Foyer to Grande Ballroom, Delta

**TUESDAY, MARCH 30<sup>TH</sup> (CONTINUED)**

8:00 a.m.

**CONVENTION OPENING**

O Canada - Led by Derril Butler (*Tentative*)  
Grand Ballroom, Main Level, Delta

**INVOCATION**

Led by Tom Forgrave (*Tentative*)

**GREETINGS - MAYOR BILL SMITH (*Invited*)**

City of Edmonton

**GREETINGS - HONOURABLE GUY BOUTILIER (*Invited*)**

Minister of Municipal Affairs

**PRESIDENT'S REPORT**

**MEMBERSHIP FEES FOR 2003-2004 FISCAL YEAR**

**RESOLUTION COMMITTEE**

- Director Phyllis Kobasiuk, Chair
- Vice President Bart Guyon
- Director Eugene Wauters

8:30 a.m.

**ADDRESS - FEDERAL GOVERNMENT (*Invited*)**

8:45 a.m.

**ADDRESS - HONOURABLE GUY BOUTILIER (*Invited*)**

Minister of Municipal Affairs

9:15 a.m.

**ADDRESS - HONOURABLE SHIRLEY MCCLELLAN (*Invited*)**

Deputy Premier and Minister of Agriculture, Food and  
Rural Development

9:45 a.m.

**BSE UPDATE**

Presented by: TBD

10:15 a.m.

**REFRESHMENTS AVAILABLE IN VARIOUS WORKSHOPS**

Courtesy of ATCO Electric (*Tentative*)

## TUESDAY, MARCH 30<sup>TH</sup> (CONTINUED)

10:30 a.m. - 12:00 Noon

### BREAKOUT SESSIONS

Future Convention Programming  
Imperial Ballroom, Level P2, Coast

Water Strategy and Water Shed Management  
Grande Ballroom, Main Level, Delta

E- Council and IT Planning  
Jubilee Ballroom (Section A), Level P2, Coast

Understanding Dissolution  
Edmonton/Calgary Meeting Room, Floor 2, Delta

12:00 Noon

### BUFFET LUNCHEON

Courtesy of - TBA  
Jubilee Ballroom, Level P2, Coast

1:00 p.m.

**KEYNOTE SPEAKER - HERB DIXON**  
Grand Ballroom, Main Level, Delta

2:00 p.m.

### RESOLUTION SESSION

2:30 p.m.

**REFRESHMENTS AVAILABLE IN VARIOUS WORKSHOPS**  
Courtesy of Rural Committee of CEA (*Tentative*)

3:00 p.m. - 4:30 p.m.

### BREAKOUT SESSIONS

Future Convention Programming  
Imperial Ballroom, Level P2, Coast

Water Strategy and Water Shed Management  
Grande Ballroom, Main Level, Delta

E- Council and IT Planning  
Jubilee Ballroom (Section A), Level P2, Coast

Understanding Dissolution  
Edmonton/Calgary Meeting Room, Floor 2, Delta

## **TUESDAY, MARCH 30<sup>TH</sup> (CONTINUED)**

- 4:30 p.m. – 6:00 p.m.           **MINISTER GUY BOUTILIER’S OPEN HOUSE** (*Tentative*)  
Palm Room, Main Level, Coast
- 4:30 p.m. – 12:00 a.m.       **HOSPITALITY SUITES**  
Various Locations (refer to registration package)
- 6:30 p.m. – 10:00 p.m.       **“BEEF ON A BUN” SOCIAL**  
Grande Ballroom, Main Level, Delta  
Courtesy of Rural Committee of CEA (*Tentative*)
- Amec Infrastructure Limited
  - EXH Engineering
  - Stewart, Weir & Co. Ltd.

## **WEDNESDAY, MARCH 31<sup>ST</sup>**

- 6:30 a.m. – 8:00 a.m.       **BUFFET BREAKFAST**  
Courtesy of - TBA  
Atrium Café, Main Level, Coast
- 8:00 a.m. – 11:00 a.m.       **AAMD&C INFORMATION DESK**  
Foyer to Grande Ballroom, Main Level, Delta
- 8:00 a.m.                       **ADDRESS: HONOURABLE ED STELMACH** (*Invited*)  
Minister of Transportation  
Grande Ballroom, Main Level, Delta
- 8:30 a.m.                       **PEER NETWORK ROLL OUT**
- 8:45 a.m.                       **RURAL/URBAN COST SHARING UPDATE**
- 9:00 a.m.                       **RESOLUTION SESSION**
- 9:45 a.m.                       **BREAK FOR REFRESHMENTS**  
Courtesy of Brownlee LLP (*Tentative*)

## WEDNESDAY, MARCH 31<sup>ST</sup> (CONTINUED)

10:00 a.m. to 11:30 a.m.

### MINISTERIAL FORUM

Moderated by President Jack Hayden and  
Honourable Guy Boutilier of Municipal Affairs (*Invited*)

#### Forum Participants (*Invited*):

Honourable Pearl Calahasen  
Minister of Aboriginal Affairs and Northern Development

Honourable Shirley McClellan  
Deputy Premier, Minister of Agriculture, Food & Rural  
Development

Honourable Iris Evans  
Minister of Children's Services

Honourable Gene Zwozdesky  
Minister of Community Development

Honourable Mark Norris  
Minister of Economic Development

Honourable Murray Smith  
Minister of Energy

Honourable Lorne Taylor  
Minister of Environment

Honourable Pat Nelson  
Minister of Finance

Honourable Ron Stevens  
Minister of Gaming

Honourable Dave Coutts  
Minister of Government Services

Honourable Gary Mar  
Minister of Health & Wellness

Honourable Clint Dunford  
Minister of Human Resources & Employment

## WEDNESDAY, MARCH 31<sup>ST</sup> (CONTINUED)

### Forum Participants (Continued):

Honourable Ty Lund  
Minister of Infrastructure

Honourable Victor Doerksen  
Minister of Innovation & Science

Honourable Halvar Jonson  
Minister of International and Intergovernmental Relations

Honourable David Hancock  
Minister of Justice and Attorney General

Honourable Dr. Lyle Oberg  
Minister of Learning

Honourable Greg Melchin  
Minister of Revenue

Honourable Stan Woloshyn  
Minister of Seniors

Honourable Heather Forsyth  
Solicitor General

Honourable Mike Cardinal  
Minister of Sustainable Resource Development

Honourable Ed Stelmach  
Minister of Transportation

11:30 a.m.


**ADDRESS - HONOURABLE RALPH KLEIN** *(Invited)*  
Premier of Alberta

11:45 a.m.

**UNFINISHED BUSINESS**  
Long Service Award Presentation  
Grande Door Prize Draw  
The Queen

12:00 Noon

**BUFFET LUNCHEON**  
Jubilee Ballroom, Level P2, Coast



## M.D. of Mackenzie No. 23

### Request For Decision

Meeting:	<b>Regular Council Meeting</b>
Meeting Date:	February 24, 2004
Originated By:	Barb Spurgeon, Executive Assistant
Title:	Northwest Regional Spring Conference
Agenda Item No:	12 b)

#### BACKGROUND / PROPOSAL:

La Crete Support Services is hosting the Northwest Regional Spring Conference.

#### DISCUSSION / OPTIONS / BENEFITS / DISADVANTAGES:

The Northwest Regional Spring Conference is being held May 13 and 14, 2004 and is a conference for FCSS programming and networking with other areas.

#### COSTS / SOURCE OF FUNDING:

Registration and Banquet	\$65.00
Honorariums	

#### RECOMMENDED ACTION (by originator):

Option 1

That Be authorized to attend the Northwest Regional Spring Conference in La Crete May 13 and 14, 2004.

Option 2

That correspondence on the Northwest Regional Spring Conference be received as information.

Review:

Dept.

C.A.O.



Thursday May 13th, 2004

12:00 pm - 1:00 pm  
Registration

1:00 pm Welcome

1:30 pm - 3:00 pm  
Mennonite History  
Presentation and Tour  
Liesa Peters

3:00 pm Coffee Break

3:30 pm - 4:30 pm  
ESL Program Presentation  
Eva Krahn

6:00 - Supper - The Barn  
Lodge tour to follow.

Friday May 14th, 2004

8:30 am  
Continental Breakfast

9:00 am - 10:00 am  
Business Meeting


10:00 am Coffee Break

10:15 am - 11:00 am  
Provincial Update  
Tim Moorhouse

11:00 am - 12:00 pm  
Networking &  
Program Sharing

Please be prepared to speak  
about your program for  
5 to 10 minutes

12:00 pm - Lunch




For More Information

Please Contact:  
Liesa Peters,  
Director

Phone (780) 928-3967  
Fax (780) 928-3987

Please register by  
April 29, 2004



Make cheque payable to:

La Crete Support Services  
Box 586  
La Crete, AB  
T0H 2H0

## REGISTRATION FORM

Name(s): \_\_\_\_\_

Director: \_\_\_\_\_

Board Members: \_\_\_\_\_

FCSS Program Name: \_\_\_\_\_

Address: \_\_\_\_\_

Phone Number: \_\_\_\_\_

Fax Number: \_\_\_\_\_

E-Mail Address: \_\_\_\_\_

Conference Fee

\$50/person

(including meals)

Extra Banquet Tickets:

\_\_\_\_\_ x\$15.00= \_\_\_\_\_

Total Remitted: \$ \_\_\_\_\_

\*Return Registration by April 29, 2004

## HOTEL INFORMATION

La Crete Motel

10101 - 101 Avenue

For Reservations call

1-800-704-8792

Single: \$69 + taxes

Double: \$79 + taxes

There is only one Motel in La Crete.  
Please be sure to book early.

This conference is being held in  
"The Barn" with a Western  
theme. Feel free to dress  
accordingly (and warmly).


"La Crete is not the end  
of the world, but you can  
see it from here."

La Crete Support  
Services  
Presents

The Northwest  
Regional Spring  
Conference



May 13 & 14, 2004  
La Crete, Alberta



## M.D. of Mackenzie No. 23

### Request For Decision

Meeting:	<b>Regular Council Meeting</b>
Meeting Date:	February 24, 2004
Originated By:	Barb Spurgeon, Executive Assistant
Title:	Zama Community Meeting
Agenda Item No:	12. c)

#### BACKGROUND / PROPOSAL:

A community meeting was held in Zama on February 18, 2004.

#### DISCUSSION / OPTIONS / BENEFITS / DISADVANTAGES:

To present an overview of the meeting and discussion.

#### COSTS / SOURCE OF FUNDING:


#### RECOMMENDED ACTION (by originator):

That the update on the Zama Community meeting be received as information.

Review:

Dept.

C.A.O.



## M.D. of Mackenzie No. 23

### Request For Decision

Meeting:	<b>Regular Council Meeting</b>
Meeting Date:	February 24, 2004
Originated By:	Barb Spurgeon, Executive Assistant
Title:	National Symposium on Regional Economic Development Best Practices, and Provincial Conference of Alberta Regional Economic Development Alliances
Agenda Item No:	12. d)

#### BACKGROUND / PROPOSAL:

The National Symposium on regional economic development is being held March 24 and 25, 2004 in Edmonton at the Best Western Sherwood Hotel and Conference Centre. In conjunction with the national symposium, the Provincial Conference will be held at the same venue March 25 and 26, 2004.

#### DISCUSSION / OPTIONS / BENEFITS / DISADVANTAGES:

The two events are co-hosted by Alberta Economic Development and the Alberta Economic Development Authority and will provide an opportunity to establish relationships, share ideas and best practices, and discuss issues of mutual concern.

#### COSTS / SOURCE OF FUNDING:

##### Option 1

Registration – National Symposium	\$355.00
- Provincial Conference	\$175.00

##### Option 2

Registration – Both events	\$475.00
----------------------------	----------

Honorariums and travel

Review:	Dept.	C.A.O.
---------	-------	--------

RECOMMENDED ACTION (by originator):

Option 1

That be authorized to attend the National Symposium and the Provincial Conference on regional economic development March 24 – 26, 2004 in Edmonton.

Option 2

That correspondence on the National Symposium and the Provincial Conference on regional economic development be received as information.

Review:

Dept.

C.A.O.

# NATIONAL SYMPOSIUM

on Regional Economic Development Best Practices

"A CANADIAN PERSPECTIVE"

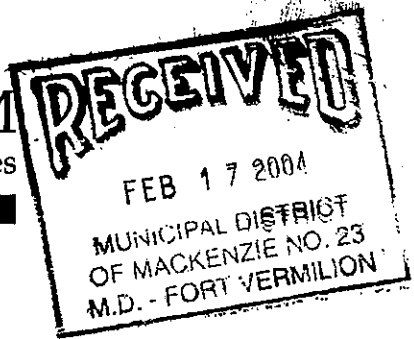
**MARCH 24-25, 2004**

# PROVINCIAL CONFERENCE

of Alberta Regional Economic Development Alliances

"SUCCESS THROUGH PARTNERSHIPS"

**MARCH 25-26, 2004**



Each registered delegate will receive a free pass to Millenium Place – conveniently connected to the symposium and conference venue via an indoor pedway. Millennium Place has over a thousand opportunities waiting to be explored. Enjoy swimming, skating, fitness, an indoor track, a children's playground and more!

#### **Symposium and Conference Venue Hotel**

Best Western Sherwood Hotel & Conference Centre  
(780) 464-4900; 1-866-564-4780  
\$95/night (plus tax)  
[www.sherwoodhotel.ca](http://www.sherwoodhotel.ca)

#### **Edmonton Hotel**

Delta Centre Suite  
(780) 429-3900; 1-800-661-6655  
\$95/night (plus tax)  
[www.deltahotels.com](http://www.deltahotels.com)

---

#### **Other Sherwood Park Hotels**

Ramada Sherwood Park  
(780) 467-6727; 1-800-272-6232  
\$82/night (plus tax)  
[www.ramada.ca](http://www.ramada.ca)

Roadking Inn Sherwood Park  
(780) 464-1000; 1-877-216-8811  
\$79/night (plus tax)  
[www.roadking.ca](http://www.roadking.ca)

Symposium & Conference Delegates are responsible for their own reservations, travel arrangements and expenses.

Please note that all hotel rates are for Delegates only and are based on availability.

# REGISTRATION FORM

**NATIONAL SYMPOSIUM**  
on Regional Economic Development Best Practices

"A CANADIAN PERSPECTIVE"

**PROVINCIAL CONFERENCE**  
of Alberta Regional Economic Development Alliances

"SUCCESS THROUGH PARTNERSHIPS"

**MARCH 24-25, 2004**

**MARCH 25-26, 2004**

**SHERWOOD HOTEL & CONFERENCE CENTRE**

*Sherwood Park, Alberta*

Mr  Mrs  Ms  Dr

First Name (as it will appear on name tag) Middle Initial Last Name

Company/Organization Name Position

Street Address

City Province/State Country Postal/Zip Code

Phone Number Fax Number E-mail Address

	On or before March 5/04	After March 5/04
<b>National Symposium Registration</b>	<input type="radio"/> \$355.00 + \$24.85GST = \$379.85	<input type="radio"/> \$395.00 + \$27.65GST = \$422.65
Includes my choices of the following 4 sessions from event brochure: # ___ # ___ # ___ # ___		

<b>Provincial Conference Registration</b>	<input type="radio"/> \$175.00 + \$12.25GST = \$187.25	<input type="radio"/> \$195.00 + \$13.65GST = \$208.65
Includes my choices of the following 3 workshops from event brochure: # ___ # ___ # ___		

<b>BOTH EVENTS</b>	<input type="radio"/> \$475.00 + \$33.25GST = \$508.25	<input type="radio"/> \$525.00 + \$36.75GST = \$561.75
Symposium & Conference Registration Includes my choices of the following: 4 Sessions: # ___ # ___ # ___ # ___ 3 Workshops: # ___ # ___ # ___		

Registration Fee \$ \_\_\_\_\_  
GST (#124072513) \$ \_\_\_\_\_  
Total \$ \_\_\_\_\_

### Three Easy Ways to Register:

1. On-line via a secure server at [www.alberta-canada.com/rede2004](http://www.alberta-canada.com/rede2004)
2. Fax back this form to: **1-780-401-3085** (with completed credit card information)

VISA  MasterCard  AMEX

Card Number \_\_\_\_\_

Expiry Date (MM/YY) \_\_\_\_\_

Name as it appears on card \_\_\_\_\_

Signature (by signing, I authorize the use of my credit card)  
*\* Please note that your credit card statement will read Onware Software Corporation.*

3. Mail cheque (payable to **AED Symposium**) with a copy of this form to:

AED Symposium  
Namao Centre, Box 31051  
Edmonton, Alberta, Canada T5Z 3P3

Cancellations must be made in writing to TL2 by March 10, 2004 in order to receive a refund; in all cases, a \$50 processing fee will be deducted from the registration fees paid. Please fax cancellation requests to 1-780-401-3085.

For more registration information, please contact:

Tracy Dalzell-Heise or Lorraine Hamdon  
TL2 Project & Event Management  
Tel. 780-970-8324  
Fax. 780-401-3085  
E-mail: [info@TL2.ca](mailto:info@TL2.ca)

Payment must be made in Canadian dollars. Registration will not be confirmed without receipt of full payment prior to the beginning of your registered event(s). If your organization is GST exempt, please include a copy of your GST exemption letter.

If you do not wish your name and contact information to be included in any event materials, please check here

PLAN TO ATTEND  
THESE TWO  
EVENTS!



MARCH 24-25, 2004

AND



MARCH 25-26, 2004

SHERWOOD HOTEL &  
CONFERENCE CENTRE  
Sherwood Park, Alberta

Both Events Co-Hosted by:



NATIONAL SYMPOSIUM  
on Regional Economic Development Best Practices

"A CANADIAN PERSPECTIVE"

Tuesday, March 23

- 3:00 p.m. Delegate Registration Desk Opens
- 5:00 p.m. Symposium Exhibitors' Set-up

Wednesday, March 24

- 8:00 a.m. Continental Breakfast
- 9:00 a.m. Welcome & Opening Remarks
  - Mayor Vern Hartwell, Strathcona County
  - Minister Mark Norris, Alberta Economic Development
  - Fred Estlin, Alberta Economic Development Authority
- 9:30 a.m. Keynote Speaker **Dr. Jack Mintz**  
*International & Canadian Examples of Generating Economic Success in Slow-Growth Regions*
- 10:15 a.m. Nutrition Break
- 10:45 a.m. Keynote Speaker **Bill Almdal**  
*Strategies to Enhance Regional Economic Development: The Canadian Oilsands Experience*
- Noon Luncheon
- 1:15 p.m. Concurrent Sessions
- 2:15 p.m. Concurrent Sessions
- 3:00 p.m. Nutrition Break
- 3:30 p.m. Keynote Speaker **Michael Darch**  
*Nat'l & Int'l Partnerships: Prospering in Global Competition*
- 6:30 p.m. Dinner
- 7:15 p.m. Gord Paynter  
*Leave 'em Laffin'*

Thursday, March 25

- 8:00 a.m. Breakfast
- 8:40 a.m. **John Klassen**, Investment Partnerships Canada
- 9:00 a.m. Recap Day I
- 9:15 a.m. Concurrent Sessions
- 10:00 a.m. Nutrition Break
- 10:30 a.m. Concurrent Sessions
- 11:30 a.m. Symposium Wrap-up
- 12:15 p.m. Luncheon
- 1:00 p.m. Keynote Speaker **John Restakis**  
*Co-operation & Competitive Advantage: The Emilian Model of Regional Economic Development*

PROVINCIAL CONFERENCE  
of Alberta Regional Economic Development Alliances

"SUCCESS THROUGH PARTNERSHIPS"

Thursday, March 25

- Noon Conference Exhibitors' Set-up
- 12:15 p.m. Luncheon
- 1:00 p.m. Keynote Speaker **John Restakis**  
*Co-operation & Competitive Advantage: The Emilian Model of Regional Economic Development*
- 2:00 p.m. Welcome & Opening Remarks
  - Minister Mark Norris, Alberta Economic Development
  - Fred Estlin, Alberta Economic Development Authority
- 2:15 p.m. Alberta Economic Development Panel  
*Partnership Opportunities in Provincial Economic Development Initiatives*
- 3:15 p.m. Nutrition Break
- 3:30 p.m. Concurrent Workshops
- 4:30 p.m. Networking
- 6:30 p.m. Dinner
- 7:15 p.m. Keynote Speaker **David Rodney**  
*"Climb Beyond Your Next 'Summit'!"*

Friday, March 26

- 8:00 a.m. Breakfast
- 9:00 a.m. Recap Day I
- 9:15 a.m. Concurrent Workshops
- 10:15 a.m. Nutrition Break
- 10:45 a.m. Concurrent Workshops
- Noon Luncheon
- 12:45 p.m. Keynote Speakers  
**Mayor Gail Surkan & Mayor Vern Hartwell**  
*Regional Economic Alliances*
- 1:45 p.m. Panel Discussion  
Site Selection:  
*Client Perspectives*
- 3:00 p.m. Conference Wrap-up
- 3:15 p.m. Closing Remarks

EVENT OVERVIEW

There are a lot of differing approaches to regional economic development across the country. In some cases, there are several government ministries involved; in other cases there is no government involvement; and in others, there are authorities that operate relatively independent of government but with the financial support from various partners.

These two events, co-hosted by Alberta Economic Development and the Alberta Economic Development Authority with the support of other partners, provide an excellent opportunity for community and business leaders, stakeholders and professionals in regional economic development to establish relationships, share ideas and best practices, and discuss issues of mutual concern.

Visit the website for more detailed information including session speakers and biographies:  
[www.alberta-canada.com/reda2004](http://www.alberta-canada.com/reda2004)

Note: Simultaneous translation for the National Symposium is available. There will be a nominal charge for headsets.

For more information:

Tracy Dalzell-Heise or Lorraine Hamdon  
TL2 Project & Event Management  
Tel. 780-970-8324  
Fax. 780-401-3085  
E-mail: [info@TL2.ca](mailto:info@TL2.ca)  
Website: [www.alberta-canada.com/reda2004](http://www.alberta-canada.com/reda2004)

[www.alberta-canada.com/reda2004](http://www.alberta-canada.com/reda2004)



# NATIONAL SYMPOSIUM

on Regional Economic Development Best Practices

"A CANADIAN PERSPECTIVE"

The National Symposium will bring together stakeholders and professionals from across Canada to share their best practices in regional economic development.

The following topic areas are offered in the Symposium Concurrent Sessions. Please indicate on your registration form which four topics you would like to attend.

## Concurrent Sessions:

- S1. Breaking the Ground for Aboriginal Business Participation with Diavik Diamond Mine  
Diavik Diamond Mines Inc.
- A presentation on how Benefit Agreements provide a platform for regional and community economic development.

- S2. Maximizing Benefits  
Government of the Northwest Territories
- Approaches taken by the GNWT to institute programs and strategies that maximize benefits of major economic activity.

- S3. The ACCORD Project  
Province of Quebec
- The development of networks and partnerships to create conditions necessary for regions to flourish and be competitive internationally.

- S4. Economic Development Endowment Fund for Single-Industry Communities  
Province of Quebec
- Support and resources to assist communities dependant on a single resource industry adapt to change.

- S5. Panel: Using Technology to Promote Regional Economic Development  
SASKBIZ, Alberta First. Com., Community Accounts – NL

- S6. Municipal Tax Sharing  
Pelly Trail Economic Development
- Manitoba case study involving five municipalities that have a formal agreement to share commercial property tax revenue and collaborate to reduce intra-regional competition.

- S7. Halifax-Moncton Growth Corridor  
Enterprise Greater Moncton
- A leading model for economic partnerships in Canada involving 14 communities and 117 private-sector investors.

- S8. Small Crown Corporations and Regional Development  
Cape Breton Growth Fund
- How strong corporate governance leads to sustainable results and confidence in the economy.

- S9. Regional Economic Development Board Program  
Province of Newfoundland/Labrador
- Utilizing regional economic development boards in provincial economic zones to engage stakeholders to coordinate and facilitate economic development.

- S10. Creating Economic Policy Using a Collaborative Framework: The Sivummut Strategic Planning Process  
Government of Nunavut
- Lessons learned in consensus decision-making and utilizing a collaborative approach to develop "The Nunavut Economic Development Strategy".

- S11. Alberta's Regional Economic Development Alliance Initiative  
Province of Alberta
- The evolution and development of regional economic development alliances and partnerships utilizing a grass roots approach to enhance prosperity under a shared vision.

- S12. Site Selection Strategies to Attract Knowledge-Based Industries  
Moran, Stahl & Boyer LLC
- Overview on knowledge-based industries and establishing effective strategies in recruiting companies within this segment.

# PROVINCIAL CONFERENCE

of Alberta Regional Economic Development Alliances

"SUCCESS THROUGH PARTNERSHIPS"

The Provincial Conference will take a closer look at tactics, techniques and practices that will assist economic alliances and partnerships in better meeting their clients' needs.

The following topic areas are offered in the Conference Concurrent Workshops. Please indicate on your registration form which three topics you would like to attend.

## Concurrent Workshops:

- C1. Value-Chains  
Agriculture & Food Council
- The importance of value-chains in Alberta's economy and examples of successful value-added development in the province's agri-food industry.

- C2. Innovation Network – Bridging the Gap  
The Innovation Network
- A flagship project of the Peace Region Economic Development Alliance that nurtures a culture of innovation within the Peace region of Alberta.

- C3. Film Friendly Communities  
Alberta Film Commission
- The film industry is alive and well in Alberta. It can have an immediate economic impact on a community and it can be a powerful marketing tool. Explore how we can all work together to make Alberta and your community more "Film Friendly".

- C4. Panel: The Impact of Infrastructure on the Long Term Sustainability of Regional Alliances  
JEDI Group, Alberta's Industrial Heartland Association

- C5. Partnering for Success in Regional Economic Development  
Palliser Economic Partnership, Entre-Corp. Community Futures

- C6. Economic Indicators: A Regional Perspective  
Alberta Economic Development
- Features several examples of sub-provincial analysis on economic performance based on data and indicators in standard and non-standard regions.

- C7. Developing & Financing Business Alliances  
AFSC Commercial
- Finding the correct sources of capital to make your business successful through alliances and partnerships.

- C8. Characterizing Industries for Infrastructure Planning & Investment Attraction  
S.J. Campbell Investments
- An introduction to an assessment tool used in identifying investment opportunities, and how to focus infrastructure planning and investment attraction activities.

- C9. Cluster Development and Networks  
Economic Development Edmonton
- In this workshop the presentation will highlight a "cluster" approach to economic development; focusing on business networks as a first key step to developing a cluster strategy for a region. There will also be an opportunity to hear about the latest findings with respect to global cluster initiatives.

- C10. Ambassador Program – Harnessing the Energy  
Leduc-Nisku Economic Development Authority
- Demonstration of how community champions and volunteers can market your region to the world.

- C11. Virtual Partners for Success  
Alberta First.Com
- Creative partnerships with organizations such as Alberta Economic Development, the Alberta Real Estate Association, Exporters & Importers Association of Alberta, and Regional Economic Development Alliances have led to win-win solutions in the development and maintenance of a sophisticated economic development tool, [www.albertafirst.com](http://www.albertafirst.com) (<http://www.albertafirst.com>), used recently in support of the EuroMission 2004 initiative.

- C12. Partnering with the Western Canada Business Services Network  
Western Economic Diversification
- An overview of existing partnerships and alliances, as well as a discussion of opportunities in relationship building.

- C13. Trade Team Alberta – Working Together  
Trade Team Alberta
- A focus on the co-operative investment initiatives of Trade Team Alberta and how communities can access services.

Supporting Partners:

  
GOVERNMENT OF ALBERTA